



CATALOGUE NO. 8635.1  
EMBARGOED UNTIL 11.30 A.M. 20 DECEMBER 1994

## TOURIST ACCOMMODATION, NEW SOUTH WALES SEPTEMBER QUARTER 1994

\*\*\*\*\*

### MAIN FEATURES

SEPTEMBER QUARTER 1994  
COMPARED WITH  
SEPTEMBER QUARTER 1993

#### HOTELS, MOTELS AND GUEST HOUSES

- Rooms available decreased by 0.8 per cent from 57,357 to 56,891 while bed spaces decreased slightly from 165,569 to 165,191.
- Room nights occupied increased by 7.4 per cent from 2,784,747 to 2,990,687 overall, ranging from the largest increases of 11.4 per cent for Sydney Statistical Division and 10.8 per cent for the South Eastern Statistical Division through to a decrease for Murray Statistical Division of 3.5 per cent.
- The room occupancy rate overall rose from 52.8 per cent to 57.2 per cent, with Sydney Statistical Division recording an 8.1 percentage point increase to 65.0 per cent.
- Guest nights increased by 8.9 per cent from 4,937,612 to 5,379,099 and the bed occupancy rate increased from 32.4 per cent to 35.4 per cent.
- Guest arrivals increased by 7.6 per cent from 2,728,390 to 2,937,077 while the average length of stay remained stable at 1.8 days overall, ranging from 2.3 days for star grade 5 establishments to 1.7 days for star grade 2 and 3 establishments.
- Takings from accommodation increased by 13.8 per cent from \$229.5m to \$261.0m and average takings per room night occupied increased from \$82 to \$87.

#### HOLIDAY FLATS, UNITS AND HOUSES

- The number of units, etc. available for short-term letting increased by 0.9 per cent from 10,325 to 10,423 while unit nights occupied increased by 5.5 per cent from 362,430 to 382,250.
- The unit occupancy rate increased from 38.2 per cent to 40.0 per cent.
- Unit lettings increased by 11.2 per cent from 62,109 to 69,042 while the average length of stay decreased from 5.8 days to 5.5 days.
- Accommodation takings increased by 6.6 per cent from \$20.2m to \$21.6m while the average takings per unit night occupied remained at \$56.

#### CARAVAN PARKS

- Capacity available decreased by 0.6 per cent from 95,684 to 95,095 powered and unpowered sites and cabins, etc.
- Long-term residents occupied 15,703 sites (16.5 per cent), while 23,128 sites (24.3 per cent) were permanently reserved but only casually occupied by their tenants and an average of 9,078 sites (9.5 per cent) were occupied by other short-term guests.
- Site nights occupied increased by 1.3 per cent from 4,350,441 to 4,407,654 and the site occupancy rate rose by 1.0 percentage points to 50.4 per cent.
- Takings from accommodation rose by 4.3 per cent from \$36.6m to \$38.1m with the average takings per site night occupied rising from \$8 to \$9.

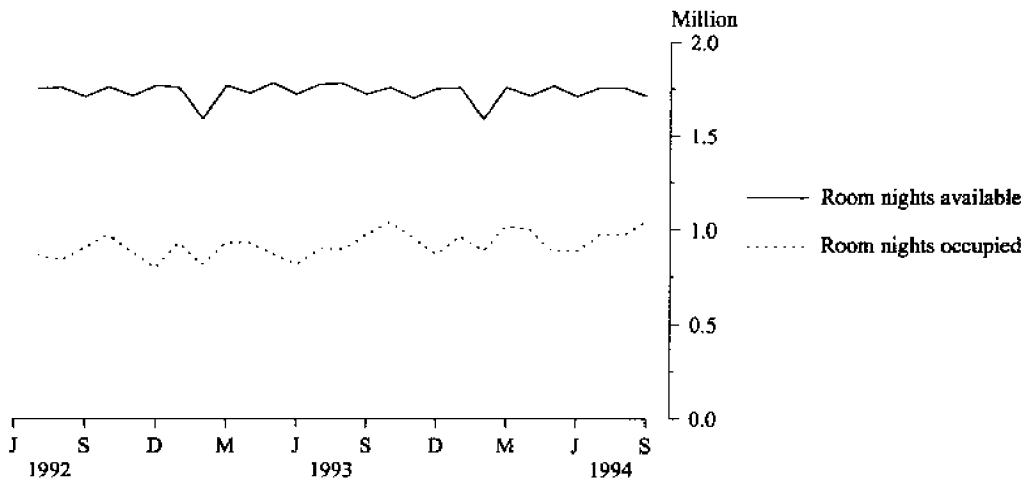
#### VISITOR HOSTELS

- Bed spaces available increased by 10.8 per cent from 4,825 to 5,346 while guest nights increased by 18.2 per cent from 205,389 to 242,739.
- The bed occupancy rate rose from 46.3 per cent to 49.4 per cent.
- Guest arrivals increased from 60,120 to 68,327 while the average length of stay rose from 3.4 days to 3.6 days.
- Accommodation takings increased by 23.5 per cent from \$2.5m to \$3.1m at an average tariff of \$13 per guest night.

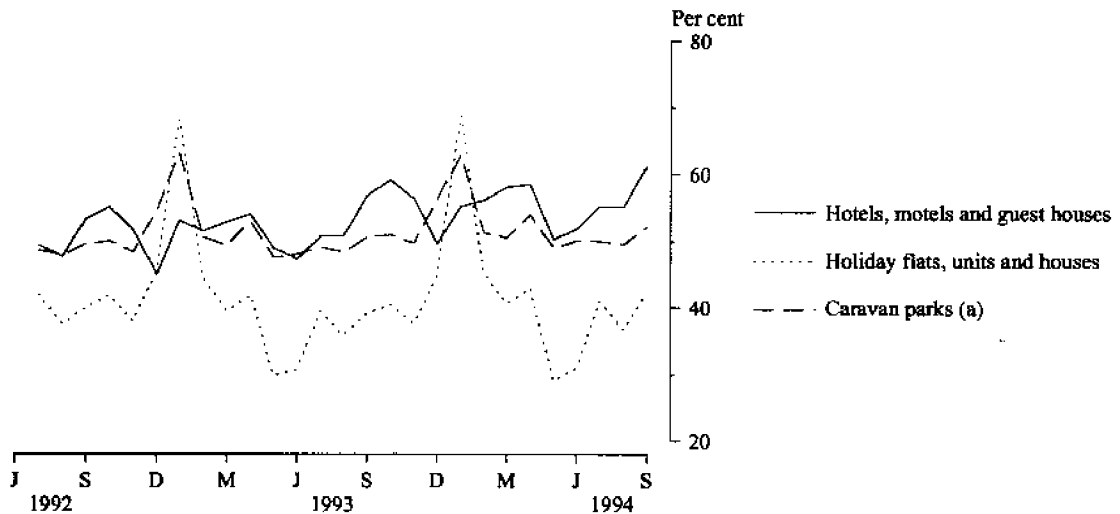
\*\*\*\*\*  
**INQUIRIES**

- *for further information about statistics in this publication and the availability of related unpublished statistics, contact Jillian Johnson on 008 077327 or any ABS office.*
  - *for information about other ABS statistics and services, refer to the back page of this publication.*
- \*\*\*\*\*

**MONTHLY ROOM NIGHTS AVAILABLE AND OCCUPIED:  
HOTELS, MOTELS AND GUEST HOUSES,  
NEW SOUTH WALES**

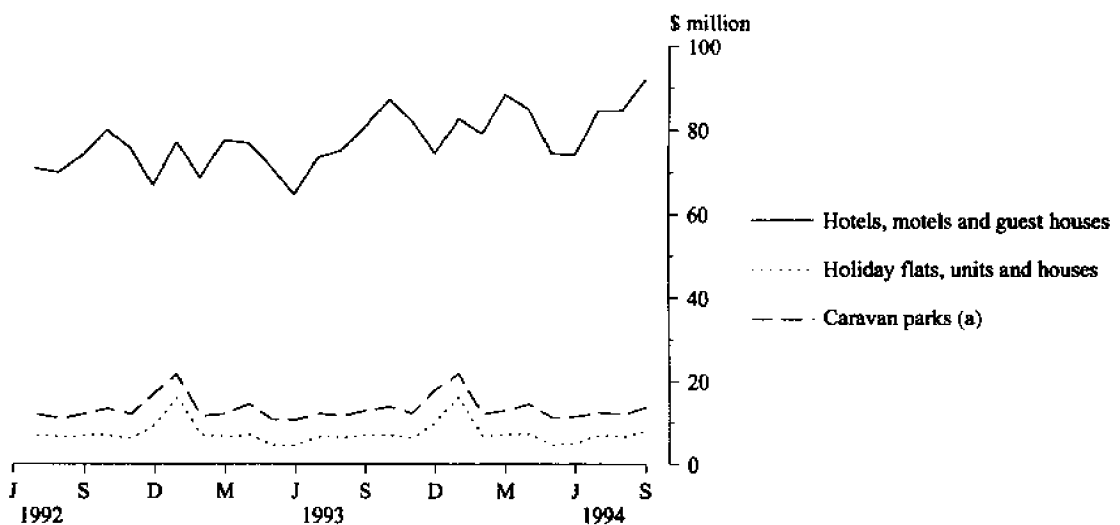


**MONTHLY OCCUPANCY RATES,  
NEW SOUTH WALES**



(a) Includes ACT establishments before March quarter 1993.

**MONTHLY TAKINGS FROM ACCOMMODATION,  
NEW SOUTH WALES**



(a) Includes ACT establishments before March quarter 1993.

## CONTENTS

| <i>Table</i> |  | <i>Page</i> |
|--------------|--|-------------|
| "            | Main features  | 1           |
| "            | Diagrams   | 2           |
| 1            | Summary of hotels, motels and guest houses with facilities, New South Wales  | 4           |
| 2            | Summary of caravan parks, New South Wales  | 5           |
| 3            | Summary of holiday flats, units and houses, New South Wales  | 6           |
| 4            | Summary of visitor hostels, New South Wales  | 6           |
| 5            | Hotels, motels and guest houses with facilities by establishment size, New South Wales                                       | 7           |
| 6            | Hotels, motels and guest houses with facilities by star grading, Sydney Statistical Division and New South Wales             | 8           |
| 7            | Hotels, motels and guest houses with facilities by statistical division, New South Wales                                     | 10          |
| 8            | Hotels, motels and guest houses with facilities: Statistical divisions and selected statistical local areas, New South Wales | 14          |
| 9            | Holiday flats, units and houses by statistical division, New South Wales   | 20          |
| 10           | Holiday flats, units and houses: Selected statistical divisions and statistical local areas, New South Wales                 | 22          |
| 11           | Caravan parks: Statistical divisions and selected statistical local areas, New South Wales                                   | 24          |
| 12           | Caravan parks by statistical division, New South Wales   | 28          |
| 13           | Visitor hostels by statistical division, New South Wales   | 31          |
| "            | Explanatory Notes  | 32          |
| "            | Reference map — statistical divisions of New South Wales   | 35          |

TABLE 1 — SUMMARY OF HOTELS, MOTELS AND GUEST HOUSES WITH FACILITIES, NEW SOUTH WALES (a)

| Particulars  | Unit     | Quarter ended |                |               |            | Year ended |                |                |                |
|--|----------|---------------|----------------|---------------|------------|------------|----------------|----------------|----------------|
|  |          | June 1993     | September 1993 | December 1993 | March 1994 | June 1994  | September 1994 | September 1993 | September 1994 |
| <b>LICENSED HOTELS WITH FACILITIES</b>                       |          |               |                |               |            |            |                |                |                |
| Establishments   | No.      | 284           | 281            | 267           | 268        | 270        | 268            | ..             | ..             |
| Guest rooms  | No.      | 18,827        | 18,727         | 18,512        | 18,531     | 18,569     | 18,509         | ..             | ..             |
| Bed spaces   | No.      | 47,362        | 47,271         | 46,916        | 46,582     | 46,852     | 47,341         | ..             | ..             |
| Employment (persons)   | No.      | 15,787        | 15,951         | 16,038        | 16,058     | 16,227     | 16,522         | ..             | ..             |
| Room nights occupied   | '000     | 879.8         | 929.4          | 1,025.8       | 1,061.4    | 975.7      | 1,086.4        | 3,554.0        | 4,149.3        |
| Room occupancy rate  | per cent | 51.4          | 53.9           | 60.7          | 63.7       | 57.7       | 63.8           | 53.4           | 61.5           |
| Guest nights   | '000     | 1,390.8       | 1,510.0        | 1,683.4       | 1,708.5    | 1,547.0    | 1,818.3        | 5,711.0        | 6,757.2        |
| Bed occupancy rate   | per cent | 32.3          | 34.7           | 39.7          | 40.8       | 36.3       | 41.7           | 34.1           | 39.6           |
| Guest arrivals   | '000     | 607.2         | 722.0          | 791.0         | 809.7      | 710.5      | 837.4          | 2,601.9        | 3,148.6        |
| Average length of stay                                       | days     | 2.3           | 2.1            | 2.1           | 2.1        | 2.2        | 2.2            | 2.2            | 2.1            |
| Takings from accommodation                                   | \$'000   | 93,402        | 99,782         | 113,482       | 118,245    | 107,082    | 120,915        | 385,757        | 459,723        |
| <b>MOTELS AND GUEST HOUSES WITH FACILITIES</b>               |          |               |                |               |            |            |                |                |                |
| Establishments   | No.      | 1,479         | 1,475          | 1,459         | 1,452      | 1,458      | 1,454          | ..             | ..             |
| Guest rooms  | No.      | 38,759        | 38,630         | 38,389        | 38,238     | 38,443     | 38,382         | ..             | ..             |
| Bed spaces   | No.      | 118,356       | 118,298        | 117,847       | 117,503    | 118,265    | 117,850        | ..             | ..             |
| Employment (persons)   | No.      | 14,258        | 14,590         | 14,528        | 14,410     | 14,589     | 14,828         | ..             | ..             |
| Room nights occupied   | '000     | 1,744.3       | 1,855.3        | 1,846.0       | 1,821.4    | 1,797.9    | 1,904.3        | 7,200.0        | 7,369.6        |
| Room occupancy rate  | per cent | 49.5          | 52.2           | 52.4          | 53.0       | 51.4       | 54.0           | 50.7           | 52.7           |
| Guest nights   | '000     | 3,162.3       | 3,427.6        | 3,439.1       | 3,465.2    | 3,279.2    | 3,560.8        | 13,384.8       | 13,744.3       |
| Bed occupancy rate   | per cent | 29.4          | 31.5           | 31.8          | 32.8       | 30.5       | 32.9           | 30.9           | 32.0           |
| Guest arrivals   | '000     | 1,849.4       | 2,006.4        | 1,966.2       | 1,933.3    | 1,911.1    | 2,099.7        | 7,717.5        | 7,910.3        |
| Average length of stay                                       | days     | 1.7           | 1.7            | 1.7           | 1.8        | 1.7        | 1.7            | 1.7            | 1.7            |
| Takings from accommodation                                   | \$'000   | 119,596       | 129,672        | 130,079       | 131,829    | 126,379    | 140,105        | 502,885        | 528,392        |
| <b>TOTAL HOTELS, MOTELS AND GUEST HOUSES WITH FACILITIES</b> |          |               |                |               |            |            |                |                |                |
| Establishments   | No.      | 1,763         | 1,756          | 1,726         | 1,720      | 1,728      | 1,722          | ..             | ..             |
| Guest rooms  | No.      | 57,586        | 57,357         | 56,901        | 56,769     | 57,012     | 56,891         | ..             | ..             |
| Bed spaces   | No.      | 165,718       | 165,569        | 164,763       | 164,085    | 165,117    | 165,191        | ..             | ..             |
| Employment (persons)   | No.      | 30,045        | 30,541         | 30,566        | 30,468     | 30,816     | 31,350         | ..             | ..             |
| Room nights occupied   | '000     | 2,624.1       | 2,784.7        | 2,871.8       | 2,882.8    | 2,773.6    | 2,990.7        | 10,754.0       | 11,518.9       |
| Room occupancy rate  | per cent | 50.2          | 52.8           | 55.1          | 56.5       | 53.5       | 57.2           | 51.5           | 55.6           |
| Guest nights   | '000     | 4,553.1       | 4,937.6        | 5,122.6       | 5,173.6    | 4,826.2    | 5,379.1        | 19,095.8       | 20,501.5       |
| Bed occupancy rate   | per cent | 30.2          | 32.4           | 34.0          | 35.1       | 32.1       | 35.4           | 31.8           | 34.2           |
| Guest arrivals   | '000     | 2,456.6       | 2,728.4        | 2,757.2       | 2,743.0    | 2,621.5    | 2,937.1        | 10,319.4       | 11,058.8       |
| Average length of stay                                       | days     | 1.9           | 1.8            | 1.9           | 1.9        | 1.8        | 1.8            | 1.9            | 1.9            |
| Takings from accommodation                                   | \$'000   | 212,998       | 229,454        | 243,561       | 250,074    | 233,461    | 261,020        | 888,642        | 988,116        |

(a) From December quarter 1993, establishments with fewer than 5 rooms have been formally excluded from the scope of this collection. See Explanatory Note 2 (page 32).

TABLE 2 — SUMMARY OF CARAVAN PARKS, NEW SOUTH WALES

| Particulars                        | Unit       | Quarter ended |                |               |               | Year ended    |                | September 1993 | September 1994 |
|------------------------------------|------------|---------------|----------------|---------------|---------------|---------------|----------------|----------------|----------------|
|                                    |            | June 1993     | September 1993 | December 1993 | March 1994    | June 1994     | September 1994 |                |                |
| SHORT-TERM CARAVAN PARKS (a)       |            |               |                |               |               |               |                |                |                |
| Establishments                     | No.        | 410           | 471            | 471           | 471           | 469           | 486            | ..             | ..             |
| Capacity                           |            |               |                |               |               |               |                |                |                |
| On-site vans                       | No.        | 2,891         | 3,249          | 3,285         | 3,274         | 3,244         | 3,355          | ..             | ..             |
| Other powered sites                | No.        | 36,768        | 42,864         | 42,805        | 42,501        | 42,593        | 43,210         | ..             | ..             |
| Unpowered sites                    | No.        | 14,526        | 15,883         | 16,010        | 15,526        | 14,999        | 15,454         | ..             | ..             |
| Cabins, etc.                       | No.        | 2,649         | 2,849          | 2,835         | 2,876         | 2,916         | 3,064          | ..             | ..             |
| <i>Total capacity</i>              | <i>No.</i> | <i>56,834</i> | <i>64,845</i>  | <i>64,935</i> | <i>64,177</i> | <i>63,752</i> | <i>65,083</i>  | ..             | ..             |
| Sites occupied by long-term guests | No.        | 2,227         | 3,548          | 3,504         | 3,544         | 3,557         | 3,685          | ..             | ..             |
| Other sites permanently reserved   | No.        | 18,564        | 21,766         | 21,902        | 21,998        | 21,892        | 21,985         | ..             | ..             |
| Employment (persons)               | No.        | 1,626         | 1,788          | 1,891         | 1,893         | 1,795         | 1,901          | ..             | ..             |
| Site nights occupied               | '000       | 2,449.6       | 2,913.0        | 3,089.1       | 3,224.5       | 2,949.8       | 2,984.4        | 10,633.4       | 12,247.7       |
| Site occupancy rate                | per cent   | 47.4          | 48.8           | 52.4          | 55.8          | 50.8          | 49.8           | 49.6           | 52.2           |
| Takings from accommodation         | \$'000     | 18,693        | 21,210         | 27,967        | 29,955        | 21,453        | 22,725         | 89,954         | 102,100        |
| LONG-TERM CARAVAN PARKS (a)        |            |               |                |               |               |               |                |                |                |
| Establishments                     | No.        | 383           | 326            | 327           | 326           | 325           | 312            | ..             | ..             |
| Capacity                           |            |               |                |               |               |               |                |                |                |
| On-site vans                       | No.        | 3,852         | 3,557          | 3,621         | 3,665         | 3,649         | 3,461          | ..             | ..             |
| Other powered sites                | No.        | 26,160        | 20,654         | 20,599        | 20,657        | 20,644        | 20,034         | ..             | ..             |
| Unpowered sites                    | No.        | 6,089         | 4,818          | 4,986         | 4,835         | 4,788         | 4,615          | ..             | ..             |
| Cabins, etc.                       | No.        | 1,944         | 1,810          | 1,861         | 1,915         | 1,936         | 1,902          | ..             | ..             |
| <i>Total capacity</i>              | <i>No.</i> | <i>38,045</i> | <i>30,839</i>  | <i>31,067</i> | <i>31,072</i> | <i>31,017</i> | <i>30,012</i>  | ..             | ..             |
| Sites occupied by long-term guests | No.        | 13,564        | 12,128         | 12,309        | 12,235        | 12,274        | 12,018         | ..             | ..             |
| Other sites permanently reserved   | No.        | 3,828         | 984            | 1,257         | 1,295         | 1,334         | 1,143          | ..             | ..             |
| Employment (persons)               | No.        | 1,350         | 1,189          | 1,227         | 1,183         | 1,179         | 1,163          | ..             | ..             |
| Site nights occupied               | '000       | 1,833.4       | 1,437.5        | 1,496.0       | 1,490.0       | 1,450.1       | 1,423.3        | 7,139.0        | 5,859.3        |
| Site occupancy rate                | per cent   | 53.0          | 50.7           | 52.5          | 53.3          | 51.4          | 51.5           | 53.6           | 52.2           |
| Takings from accommodation         | \$'000     | 17,291        | 15,377         | 16,162        | 16,901        | 15,560        | 15,418         | 70,501         | 64,041         |
| TOTAL CARAVAN PARKS                |            |               |                |               |               |               |                |                |                |
| Establishments                     | No.        | 793           | 797            | 798           | 797           | 794           | 798            | ..             | ..             |
| Capacity                           |            |               |                |               |               |               |                |                |                |
| On-site vans                       | No.        | 6,743         | 6,806          | 6,906         | 6,939         | 6,893         | 6,816          | ..             | ..             |
| Other powered sites                | No.        | 62,928        | 63,518         | 63,404        | 63,158        | 63,237        | 63,244         | ..             | ..             |
| Unpowered sites                    | No.        | 20,615        | 20,701         | 20,996        | 20,361        | 19,787        | 20,069         | ..             | ..             |
| Cabins, etc.                       | No.        | 4,593         | 4,659          | 4,696         | 4,791         | 4,852         | 4,966          | ..             | ..             |
| <i>Total capacity</i>              | <i>No.</i> | <i>94,879</i> | <i>95,684</i>  | <i>96,002</i> | <i>95,249</i> | <i>94,769</i> | <i>95,095</i>  | ..             | ..             |
| Sites occupied by long-term guests | No.        | 15,791        | 15,676         | 15,813        | 15,779        | 15,831        | 15,703         | ..             | ..             |
| Other sites permanently reserved   | No.        | 22,392        | 22,750         | 23,159        | 23,293        | 23,226        | 23,128         | ..             | ..             |
| Employment (persons)               | No.        | 2,976         | 2,977          | 3,118         | 3,076         | 2,974         | 3,064          | ..             | ..             |
| Site nights occupied               | '000       | 4,283.0       | 4,350.4        | 4,585.1       | 4,714.4       | 4,399.9       | 4,407.7        | 17,772.4       | 18,107.1       |
| Site occupancy rate                | per cent   | 49.6          | 49.4           | 52.4          | 55.0          | 51.0          | 50.4           | 51.2           | 52.2           |
| Takings from accommodation         | \$'000     | 35,984        | 36,586         | 44,129        | 46,856        | 37,014        | 38,143         | 160,455        | 166,141        |

(a) Reviews of the occupancy of individual caravan parks resulted in reclassification of a net 57 caravan parks in September quarter 1993 and a net 13 caravan parks in September quarter 1994 from predominantly long-term to predominantly short-term.

TABLE 3 — SUMMARY OF HOLIDAY FLATS, UNITS AND HOUSES, NEW SOUTH WALES

| Particulars                          | Unit       | Quarter ended |                |               |               | Year ended    |                |                |                |
|--------------------------------------|------------|---------------|----------------|---------------|---------------|---------------|----------------|----------------|----------------|
|                                      |            | June 1993     | September 1993 | December 1993 | March 1994    | June 1994     | September 1994 | September 1993 | September 1994 |
| Letting entities                     | No.        | 409           | 412            | 409           | 404           | 405           | 408            | ..             | ..             |
| Flats, units and houses              |            |               |                |               |               |               |                |                |                |
| Single bedroom                       | No.        | 1,937         | 1,940          | 1,983         | 1,931         | 1,912         | 1,930          | ..             | ..             |
| Multiple bedroom                     | No.        | 8,222         | 8,385          | 8,457         | 8,458         | 8,450         | 8,493          | ..             | ..             |
| <i>Total flats, units and houses</i> | <i>No.</i> | <i>10,159</i> | <i>10,325</i>  | <i>10,440</i> | <i>10,389</i> | <i>10,362</i> | <i>10,423</i>  | ..             | ..             |
| Bed spaces                           | No.        | 47,378        | 47,895         | 48,817        | 48,601        | 48,315        | 48,518         | ..             | ..             |
| Employment (persons)(a)              | No.        | 1,082         | 1,087          | 1,105         | 1,154         | 1,081         | 1,075          | ..             | ..             |
| Unit nights occupied                 | '000       | 316.0         | 362.4          | 392.8         | 483.8         | 323.4         | 382.3          | 1,553.5        | 1,582.3        |
| Unit occupancy rate                  | per cent   | 34.2          | 38.2           | 41.0          | 51.8          | 34.3          | 40.0           | 41.4           | 41.7           |
| Unit lettings                        | '000       | 57.3          | 62.1           | 70.7          | 76.8          | 60.3          | 69.0           | 259.7          | 276.9          |
| Average length of stay               | days       | 5.5           | 5.8            | 5.6           | 6.3           | 5.4           | 5.5            | 6.0            | 5.7            |
| Takings from accommodation           | \$'000     | 16,451        | 20,227         | 23,450        | 30,463        | 17,423        | 21,554         | 88,897         | 92,889         |

(a) Employment numbers exclude real estate agents and their employees.

TABLE 4 — SUMMARY OF VISITOR HOSTELS, NEW SOUTH WALES

| Particulars                | Unit     | Quarter ended |                |               |            | Year ended |                |                |                |
|----------------------------|----------|---------------|----------------|---------------|------------|------------|----------------|----------------|----------------|
|                            |          | June 1993     | September 1993 | December 1993 | March 1994 | June 1994  | September 1994 | September 1993 | September 1994 |
| Establishments             | No.      | 76            | 74             | 78            | 79         | 77         | 81             | ..             | ..             |
| Bed spaces                 | No.      | 4,917         | 4,825          | 5,026         | 5,129      | 4,979      | 5,346          | ..             | ..             |
| Employment (persons)       | No.      | 277           | 275            | 300           | 297        | 280        | 299            | ..             | ..             |
| Guest nights               | '000     | 196.7         | 205.4          | 258.7         | 268.7      | 205.7      | 242.7          | 929.5          | 975.9          |
| Bed occupancy rate         | per cent | 44.1          | 46.3           | 56.5          | 58.2       | 45.4       | 49.4           | 51.1           | 52.3           |
| Guest arrivals             | '000     | 60.6          | 60.1           | 73.3          | 79.4       | 59.6       | 68.3           | 268.3          | 280.6          |
| Average length of stay     | days     | 3.2           | 3.4            | 3.5           | 3.4        | 3.5        | 3.6            | 3.5            | 3.5            |
| Takings from accommodation | \$'000   | 2,525         | 2,514          | 3,406         | 3,575      | 2,736      | 3,106          | 11,510         | 12,822         |

TABLE 5 — HOTELS, MOTELS AND GUEST HOUSES WITH FACILITIES BY ESTABLISHMENT SIZE, NEW SOUTH WALES (a)

| Particulars                             | Establishment size (No. of rooms) |        |        |         |        |         | New South Wales |
|---|-----------------------------------|--------|--------|---------|--------|---------|-----------------|
|   | 1-9 (a)                           | 10-15  | 16-25  | 26-50   | 51-100 | 101+    |                 |
| ESTABLISHMENTS, CAPACITY AND EMPLOYMENT |                                   |        |        |         |        |         |                 |
| <i>September quarter 1993—</i>          |                                   |        |        |         |        |         |                 |
| Establishments                          | 198                               | 429    | 519    | 425     | 107    | 78      | 1,756           |
| Guest rooms                             | 1,355                             | 5,220  | 10,433 | 14,830  | 7,263  | 18,256  | 57,357          |
| Bed spaces                              | 4,147                             | 15,955 | 31,536 | 45,529  | 21,770 | 46,632  | 165,569         |
| Employment (persons)                    | 1,239                             | 2,500  | 3,294  | 6,159   | 3,787  | 13,562  | 30,541          |
| <i>September quarter 1994—</i>          |                                   |        |        |         |        |         |                 |
| Establishments                          | 171                               | 418    | 521    | 429     | 108    | 75      | 1,722           |
| Guest rooms                             | 1,247                             | 5,086  | 10,466 | 14,929  | 7,361  | 17,802  | 56,891          |
| Bed spaces                              | 3,805                             | 15,603 | 31,544 | 46,247  | 22,023 | 45,969  | 165,191         |
| Employment (persons)                    | 1,157                             | 2,363  | 3,611  | 6,190   | 4,094  | 13,935  | 31,350          |
| ROOM NIGHTS OCCUPIED ('000)             |                                   |        |        |         |        |         |                 |
| <i>September quarter 1993</i>           | 47.9                              | 223.5  | 463.4  | 666.6   | 368.4  | 1,015.0 | 2,784.7         |
| <i>1994—</i>                            |                                   |        |        |         |        |         |                 |
| July                                    | 15.7                              | 72.9   | 157.3  | 225.7   | 129.7  | 371.8   | 973.1           |
| August                                  | 14.5                              | 71.7   | 151.7  | 220.2   | 124.6  | 388.6   | 971.3           |
| September                               | 16.0                              | 79.8   | 172.8  | 249.9   | 134.2  | 393.5   | 1,046.3         |
| <i>September quarter 1994</i>           | 46.2                              | 224.4  | 481.9  | 695.8   | 388.5  | 1,153.9 | 2,990.7         |
| ROOM OCCUPANCY RATES (per cent)         |                                   |        |        |         |        |         |                 |
| <i>September quarter 1993</i>           | 38.4                              | 46.6   | 48.3   | 48.9    | 55.1   | 60.4    | 52.8            |
| <i>1994—</i>                            |                                   |        |        |         |        |         |                 |
| July                                    | 40.6                              | 46.3   | 48.5   | 48.8    | 56.9   | 67.4    | 55.2            |
| August                                  | 37.4                              | 45.5   | 46.8   | 47.6    | 54.7   | 70.4    | 55.1            |
| September                               | 42.8                              | 52.3   | 55.1   | 55.9    | 60.8   | 73.7    | 61.3            |
| <i>September quarter 1994</i>           | 40.3                              | 48.0   | 50.0   | 50.7    | 57.4   | 70.5    | 57.2            |
| GUEST NIGHTS ('000)                     |                                   |        |        |         |        |         |                 |
| <i>September quarter 1993</i>           | 92.7                              | 420.2  | 873.5  | 1,218.5 | 661.6  | 1,671.2 | 4,937.6         |
| <i>1994—</i>                            |                                   |        |        |         |        |         |                 |
| July                                    | 29.8                              | 139.1  | 304.6  | 432.7   | 236.4  | 642.3   | 1,784.9         |
| August                                  | 26.8                              | 129.3  | 274.0  | 397.1   | 213.8  | 647.8   | 1,688.7         |
| September                               | 31.5                              | 154.6  | 335.1  | 479.8   | 241.9  | 662.6   | 1,905.5         |
| <i>September quarter 1994</i>           | 88.0                              | 422.9  | 913.7  | 1,309.6 | 692.1  | 1,952.8 | 5,379.1         |
| BED OCCUPANCY RATES (per cent)          |                                   |        |        |         |        |         |                 |
| <i>September quarter 1993</i>           | 24.3                              | 28.6   | 30.1   | 29.1    | 33.0   | 39.0    | 32.4            |
| <i>1994—</i>                            |                                   |        |        |         |        |         |                 |
| July                                    | 25.3                              | 28.8   | 31.2   | 30.2    | 34.6   | 45.1    | 34.9            |
| August                                  | 22.7                              | 26.7   | 28.0   | 27.7    | 31.4   | 45.5    | 33.0            |
| September                               | 27.6                              | 33.0   | 35.4   | 34.6    | 36.6   | 48.0    | 38.5            |
| <i>September quarter 1994</i>           | 25.2                              | 29.5   | 31.5   | 30.8    | 34.2   | 46.2    | 35.4            |
| GUEST ARRIVALS ('000)                   |                                   |        |        |         |        |         |                 |
| <i>September quarter 1993</i>           | 56.0                              | 290.4  | 600.4  | 733.8   | 304.5  | 743.3   | 2,728.4         |
| <i>1994—</i>                            |                                   |        |        |         |        |         |                 |
| July                                    | 18.4                              | 97.6   | 207.8  | 264.9   | 111.4  | 278.6   | 978.8           |
| August                                  | 16.7                              | 87.1   | 184.1  | 238.3   | 104.8  | 283.3   | 914.3           |
| September                               | 19.4                              | 105.4  | 224.7  | 289.1   | 117.8  | 287.5   | 1,043.9         |
| <i>September quarter 1994</i>           | 54.5                              | 290.1  | 616.6  | 792.3   | 334.1  | 849.4   | 2,937.1         |
| AVERAGE LENGTH OF STAY (days)           |                                   |        |        |         |        |         |                 |
| <i>September quarter 1993</i>           | 1.7                               | 1.4    | 1.5    | 1.7     | 2.2    | 2.2     | 1.8             |
| <i>September quarter 1994</i>           | 1.6                               | 1.5    | 1.5    | 1.7     | 2.1    | 2.3     | 1.8             |
| TAKINGS FROM ACCOMMODATION (\$'000)     |                                   |        |        |         |        |         |                 |
| <i>September quarter 1993</i>           | 2,659                             | 11,309 | 26,093 | 45,916  | 30,918 | 112,560 | 229,454         |
| <i>1994—</i>                            |                                   |        |        |         |        |         |                 |
| July                                    | 894                               | 3,786  | 9,278  | 16,518  | 11,441 | 42,552  | 84,469          |
| August                                  | 823                               | 3,681  | 8,913  | 16,217  | 10,796 | 44,125  | 84,554          |
| September                               | 914                               | 4,143  | 10,060 | 18,302  | 11,790 | 46,788  | 91,997          |
| <i>September quarter 1994</i>           | 2,631                             | 11,610 | 28,250 | 51,037  | 34,026 | 133,464 | 261,020         |

(a) From December quarter 1993, establishments with fewer than 5 rooms have been formally excluded from the scope of this collection. See Explanatory Note 2 (page 32).

TABLE 6 — HOTELS, MOTELS AND GUEST HOUSES WITH FACILITIES BY STAR GRADING,  
SYDNEY STATISTICAL DIVISION AND NEW SOUTH WALES (a)

| Particulars                             | Sydney Statistical Division |        |         |        |          | Total   |
|---|-----------------------------|--------|---------|--------|----------|---------|
|   | Star grading                |        |         |        |          |         |
|   | 1 and 2                     | 3      | 4       | 5      | Ungraded |         |
| ESTABLISHMENTS, CAPACITY AND EMPLOYMENT |                             |        |         |        |          |         |
| <i>September quarter 1993—</i>          |                             |        |         |        |          |         |
| Establishments                          | 79                          | 144    | 53      | 19     | 50       | 345     |
| Guest rooms                             | 2,554                       | 6,960  | n.p.    | n.p.   | 2,199    | 26,026  |
| Bed spaces                              | 7,235                       | 19,147 | n.p.    | n.p.   | 5,388    | 67,257  |
| Employment (persons)                    | 1,454                       | 2,956  | n.p.    | n.p.   | 1,749    | 17,634  |
| <i>September quarter 1994—</i>          |                             |        |         |        |          |         |
| Establishments                          | 84                          | 140    | 59      | 17     | 38       | 338     |
| Guest rooms                             | 2,098                       | 7,034  | 9,273   | 5,293  | 1,699    | 25,397  |
| Bed spaces                              | 5,733                       | 19,773 | 24,689  | 12,389 | 4,064    | 66,648  |
| Employment (persons)                    | 1,351                       | 3,288  | 6,761   | 5,353  | 1,582    | 18,335  |
| ROOM NIGHTS OCCUPIED ('000)             |                             |        |         |        |          |         |
| <i>September quarter 1993</i>           | 122.0                       | 360.5  | n.p.    | n.p.   | 98.0     | 1,362.3 |
| <i>1994—</i>                            |                             |        |         |        |          |         |
| July                                    | 32.9                        | 129.9  | 210.3   | 95.5   | 26.0     | 494.5   |
| August                                  | 30.3                        | 123.1  | 215.8   | 106.1  | 30.0     | 505.4   |
| September                               | 33.1                        | 130.8  | 214.6   | 111.2  | 27.7     | 517.4   |
| <i>September quarter 1994</i>           | 96.3                        | 383.7  | 640.7   | 312.7  | 83.7     | 1,517.2 |
| ROOM OCCUPANCY RATES (per cent)         |                             |        |         |        |          |         |
| <i>September quarter 1993</i>           | 52.0                        | 56.3   | n.p.    | n.p.   | 48.5     | 56.9    |
| <i>1994—</i>                            |                             |        |         |        |          |         |
| July                                    | 50.8                        | 59.6   | 73.2    | 58.2   | 49.3     | 62.8    |
| August                                  | 46.6                        | 56.4   | 75.1    | 64.6   | 57.0     | 64.2    |
| September                               | 53.0                        | 62.0   | 77.1    | 70.0   | 54.3     | 67.9    |
| <i>September quarter 1994</i>           | 50.1                        | 59.3   | 75.1    | 64.2   | 53.6     | 65.0    |
| GUEST NIGHTS ('000)                     |                             |        |         |        |          |         |
| <i>September quarter 1993</i>           | 215.9                       | 624.6  | n.p.    | n.p.   | 143.8    | 2,240.8 |
| <i>1994—</i>                            |                             |        |         |        |          |         |
| July                                    | 59.1                        | 243.4  | 352.5   | 153.1  | 41.0     | 849.1   |
| August                                  | 51.3                        | 216.3  | 347.0   | 170.1  | 45.1     | 829.8   |
| September                               | 58.8                        | 238.6  | 354.4   | 177.5  | 41.2     | 870.5   |
| <i>September quarter 1994</i>           | 169.1                       | 698.3  | 1,054.0 | 500.8  | 127.3    | 2,549.4 |
| BED OCCUPANCY RATES (per cent)          |                             |        |         |        |          |         |
| <i>September quarter 1993</i>           | 32.5                        | 35.5   | n.p.    | n.p.   | 29.0     | 36.2    |
| <i>1994—</i>                            |                             |        |         |        |          |         |
| July                                    | 33.5                        | 39.7   | 46.1    | 39.9   | 32.6     | 41.1    |
| August                                  | 28.9                        | 35.3   | 45.3    | 44.3   | 35.8     | 40.2    |
| September                               | 34.6                        | 40.2   | 47.9    | 47.8   | 33.8     | 43.6    |
| <i>September quarter 1994</i>           | 32.3                        | 38.4   | 46.4    | 43.9   | 34.0     | 41.6    |
| GUEST ARRIVALS ('000)                   |                             |        |         |        |          |         |
| <i>September quarter 1993</i>           | 94.8                        | 272.4  | n.p.    | n.p.   | 76.7     | 1,011.6 |
| <i>1994—</i>                            |                             |        |         |        |          |         |
| July                                    | 29.4                        | 107.1  | 161.4   | 65.6   | 17.7     | 381.2   |
| August                                  | 24.9                        | 96.5   | 157.3   | 75.2   | 18.6     | 372.6   |
| September                               | 28.2                        | 105.8  | 166.8   | 73.9   | 18.2     | 392.8   |
| <i>September quarter 1994</i>           | 82.5                        | 309.4  | 485.5   | 214.8  | 54.5     | 1,146.6 |
| AVERAGE LENGTH OF STAY (days)           |                             |        |         |        |          |         |
| <i>September quarter 1993</i>           | 2.3                         | 2.3    | n.p.    | n.p.   | 1.9      | 2.2     |
| <i>September quarter 1994</i>           | 2.0                         | 2.3    | 2.2     | 2.3    | 2.3      | 2.2     |
| TAKINGS FROM ACCOMMODATION (\$'000)     |                             |        |         |        |          |         |
| <i>September quarter 1993</i>           | 7,435                       | 27,870 | n.p.    | n.p.   | 9,174    | 137,309 |
| <i>1994—</i>                            |                             |        |         |        |          |         |
| July                                    | 1,991                       | 10,635 | 22,466  | 14,321 | 2,525    | 51,938  |
| August                                  | 1,800                       | 10,036 | 22,004  | 15,925 | 2,801    | 52,567  |
| September                               | 2,018                       | 10,867 | 23,329  | 17,244 | 2,723    | 56,182  |
| <i>September quarter 1994</i>           | 5,809                       | 31,538 | 67,799  | 47,491 | 8,049    | 160,687 |



**TABLE 6 — HOTELS, MOTELS AND GUEST HOUSES WITH FACILITIES BY STAR GRADING,  
SYDNEY STATISTICAL DIVISION AND NEW SOUTH WALES (a)—continued**

| Particulars                                    | New South Wales |         |         |         |        |          | Total   |
|--|-----------------|---------|---------|---------|--------|----------|---------|
|  | Star grading    |         |         |         |        |          |         |
|  | 1               | 2       | 3       | 4       | 5      | Ungraded |         |
| <b>ESTABLISHMENTS, CAPACITY AND EMPLOYMENT</b> |                 |         |         |         |        |          |         |
| <i>September quarter 1993—</i>                 |                 |         |         |         |        |          |         |
| Establishments                                 | 38              | 572     | 736     | 120     | 20     | 270      | 1,756   |
| Guest rooms                                    | 611             | 12,070  | 21,350  | 11,084  | 6,308  | 5,934    | 57,357  |
| Bed spaces                                     | 1,603           | 37,216  | 64,196  | 32,063  | 13,872 | 16,619   | 165,569 |
| Employment (persons)                           | 283             | 4,543   | 8,323   | 7,685   | 6,089  | 3,618    | 30,541  |
| <i>September quarter 1994—</i>                 |                 |         |         |         |        |          |         |
| Establishments                                 | 38              | 568     | 774     | 129     | 17     | 196      | 1,722   |
| Guest rooms                                    | 525             | 11,726  | 22,572  | 12,318  | 5,293  | 4,457    | 56,891  |
| Bed spaces                                     | 1,318           | 36,221  | 68,413  | 34,548  | 12,389 | 12,302   | 165,191 |
| Employment (persons)                           | 333             | 4,645   | 9,048   | 9,017   | 5,353  | 2,954    | 31,350  |
| <b>ROOM NIGHTS OCCUPIED ('000)</b>             |                 |         |         |         |        |          |         |
| <i>September quarter 1993</i>                  | 25.6            | 522.4   | 1,042.1 | 629.4   | 321.0  | 244.3    | 2,784.7 |
| <i>1994—</i>                                   |                 |         |         |         |        |          |         |
| July   | 5.6             | 167.2   | 375.1   | 266.9   | 95.5   | 62.9     | 973.1   |
| August   | 5.9             | 162.8   | 359.6   | 267.9   | 106.1  | 69.1     | 971.3   |
| September                                      | 5.7             | 184.0   | 404.2   | 275.0   | 111.2  | 66.2     | 1,046.3 |
| <i>September quarter 1994</i>                  | 17.2            | 514.0   | 1,138.9 | 809.7   | 312.7  | 198.1    | 2,990.7 |
| <b>ROOM OCCUPANCY RATES (per cent)</b>         |                 |         |         |         |        |          |         |
| <i>September quarter 1993</i>                  | 45.5            | 47.1    | 53.1    | 61.7    | 55.3   | 44.9     | 52.8    |
| <i>1994—</i>                                   |                 |         |         |         |        |          |         |
| July   | 34.4            | 46.1    | 53.6    | 69.9    | 58.2   | 45.5     | 55.2    |
| August   | 36.4            | 44.8    | 51.4    | 70.2    | 64.6   | 50.0     | 55.1    |
| September                                      | 36.2            | 52.4    | 59.7    | 74.4    | 70.0   | 49.5     | 61.3    |
| <i>September quarter 1994</i>                  | 35.7            | 47.7    | 54.9    | 71.5    | 64.2   | 48.3     | 57.2    |
| <b>GUEST NIGHTS ('000)</b>                     |                 |         |         |         |        |          |         |
| <i>September quarter 1993</i>                  | 44.7            | 1,008.9 | 1,895.1 | 1,036.5 | 521.2  | 431.2    | 4,937.6 |
| <i>1994—</i>                                   |                 |         |         |         |        |          |         |
| July   | 9.2             | 339.8   | 708.7   | 454.4   | 153.1  | 119.7    | 1,784.9 |
| August   | 9.0             | 317.7   | 630.2   | 433.2   | 170.1  | 128.5    | 1,688.7 |
| September                                      | 9.0             | 371.9   | 760.0   | 464.8   | 177.5  | 122.2    | 1,905.5 |
| <i>September quarter 1994</i>                  | 27.2            | 1,029.4 | 2,098.8 | 1,352.5 | 500.8  | 370.4    | 5,379.1 |
| <b>BED OCCUPANCY RATES (per cent)</b>          |                 |         |         |         |        |          |         |
| <i>September quarter 1993</i>                  | 30.3            | 29.5    | 32.1    | 35.1    | 40.8   | 28.3     | 32.4    |
| <i>1994—</i>                                   |                 |         |         |         |        |          |         |
| July   | 22.4            | 30.3    | 33.4    | 42.4    | 39.9   | 31.4     | 34.9    |
| August   | 22.1            | 28.3    | 29.7    | 40.4    | 44.3   | 33.7     | 33.0    |
| September                                      | 22.8            | 34.3    | 37.0    | 44.8    | 47.8   | 33.1     | 38.5    |
| <i>September quarter 1994</i>                  | 22.5            | 30.9    | 33.4    | 42.6    | 43.9   | 32.7     | 35.4    |
| <b>GUEST ARRIVALS ('000)</b>                   |                 |         |         |         |        |          |         |
| <i>September quarter 1993</i>                  | 23.3            | 612.3   | 1,137.8 | 502.0   | 237.7  | 215.4    | 2,728.4 |
| <i>1994—</i>                                   |                 |         |         |         |        |          |         |
| July   | 4.9             | 207.9   | 427.9   | 219.5   | 65.6   | 53.0     | 978.8   |
| August   | 4.8             | 189.8   | 380.5   | 208.8   | 75.2   | 55.0     | 914.3   |
| September                                      | 5.2             | 224.3   | 457.3   | 228.7   | 73.9   | 54.6     | 1,043.9 |
| <i>September quarter 1994</i>                  | 14.9            | 622.0   | 1,265.7 | 657.0   | 214.8  | 162.6    | 2,937.1 |
| <b>AVERAGE LENGTH OF STAY (days)</b>           |                 |         |         |         |        |          |         |
| <i>September quarter 1993</i>                  | 1.9             | 1.6     | 1.7     | 2.1     | 2.2    | 2.0      | 1.8     |
| <i>September quarter 1994</i>                  | 1.8             | 1.7     | 1.7     | 2.1     | 2.3    | 2.3      | 1.8     |
| <b>TAKINGS FROM ACCOMMODATION (\$'000)</b>     |                 |         |         |         |        |          |         |
| <i>September quarter 1993</i>                  | 985             | 28,581  | 70,638  | 61,532  | 45,557 | 22,161   | 229,454 |
| <i>1994—</i>                                   |                 |         |         |         |        |          |         |
| July   | 248             | 9,886   | 26,470  | 27,599  | 14,321 | 5,946    | 84,469  |
| August   | 247             | 9,881   | 25,054  | 26,658  | 15,925 | 6,788    | 84,554  |
| September                                      | 256             | 10,818  | 28,576  | 28,824  | 17,244 | 6,279    | 91,997  |
| <i>September quarter 1994</i>                  | 751             | 30,585  | 80,099  | 83,082  | 47,491 | 19,013   | 261,020 |

(a) From December quarter 1993, establishments with fewer than 5 rooms have been formally excluded from the scope of this collection. See Explanatory Note 2 (page 32).

**TABLE 7 — HOTELS, MOTELS AND GUEST HOUSES WITH FACILITIES BY STATISTICAL DIVISION,  
NEW SOUTH WALES (a)**

| Particulars                                    | Sydney (SD)     |              |         | Hunter (SD)     |              |        | Illawarra (SD)  |              |       |
|--|-----------------|--------------|---------|-----------------|--------------|--------|-----------------|--------------|-------|
|  | Licensed hotels | Motels, etc. | Total   | Licensed hotels | Motels, etc. | Total  | Licensed hotels | Motels, etc. | Total |
| <b>ESTABLISHMENTS, CAPACITY AND EMPLOYMENT</b> |                 |              |         |                 |              |        |                 |              |       |
| <i>September quarter 1993—</i>                 |                 |              |         |                 |              |        |                 |              |       |
| Establishments                                 | 110             | 235          | 345     | 20              | 141          | 161    | 16              | 108          | 124   |
| Guest rooms                                    | 14,776          | 11,250       | 26,026  | 429             | 3,403        | 3,832  | 559             | 2,309        | 2,868 |
| Bed spaces                                     | 35,167          | 32,090       | 67,257  | 1,164           | 10,578       | 11,742 | 1,677           | 6,821        | 8,498 |
| Employment (persons)                           | 12,921          | 4,713        | 17,634  | 354             | 1,697        | 2,051  | 608             | 861          | 1,469 |
| <i>September quarter 1994—</i>                 |                 |              |         |                 |              |        |                 |              |       |
| Establishments                                 | 108             | 230          | 338     | 20              | 140          | 160    | 16              | 104          | 120   |
| Guest rooms                                    | 14,558          | 10,839       | 25,397  | 432             | 3,536        | 3,968  | 559             | 2,230        | 2,789 |
| Bed spaces                                     | 35,242          | 31,406       | 66,648  | 1,281           | 10,780       | 12,061 | 1,575           | 6,759        | 8,334 |
| Employment (persons)                           | 13,518          | 4,817        | 18,335  | 381             | 1,679        | 2,060  | 579             | 876          | 1,455 |
| <b>ROOM NIGHTS OCCUPIED ('000)</b>             |                 |              |         |                 |              |        |                 |              |       |
| <i>September quarter 1993</i>                  | 768.2           | 594.1        | 1,362.3 | 13.7            | 159.6        | 173.3  | 22.4            | 87.6         | 110.0 |
| <i>1994—</i>                                   |                 |              |         |                 |              |        |                 |              |       |
| July   | 292.8           | 201.7        | 494.5   | 4.6             | 52.0         | 56.6   | 8.4             | 29.1         | 37.5  |
| August   | 309.7           | 195.6        | 505.4   | 4.2             | 52.9         | 57.1   | 7.3             | 26.3         | 33.6  |
| September                                      | 313.5           | 203.8        | 517.4   | 5.3             | 59.7         | 65.1   | 8.3             | 31.6         | 39.9  |
| <i>September quarter 1994</i>                  | 916.1           | 601.1        | 1,517.2 | 14.2            | 164.6        | 178.8  | 24.1            | 86.9         | 111.0 |
| <b>ROOM OCCUPANCY RATES (per cent)</b>         |                 |              |         |                 |              |        |                 |              |       |
| <i>September quarter 1993</i>                  | 56.5            | 57.4         | 56.9    | 34.7            | 51.0         | 49.1   | 43.6            | 41.2         | 41.7  |
| <i>1994—</i>                                   |                 |              |         |                 |              |        |                 |              |       |
| July   | 64.9            | 60.1         | 62.8    | 34.7            | 47.4         | 46.0   | 48.7            | 42.0         | 43.4  |
| August   | 68.6            | 58.2         | 64.2    | 31.5            | 48.2         | 46.4   | 42.2            | 38.1         | 38.9  |
| September                                      | 71.8            | 62.8         | 67.9    | 41.3            | 56.3         | 54.7   | 49.5            | 47.2         | 47.7  |
| <i>September quarter 1994</i>                  | 68.4            | 60.3         | 65.0    | 35.8            | 50.6         | 49.0   | 46.8            | 42.4         | 43.3  |
| <b>GUEST NIGHTS ('000)</b>                     |                 |              |         |                 |              |        |                 |              |       |
| <i>September quarter 1993</i>                  | 1,195.7         | 1,045.1      | 2,240.8 | 22.4            | 272.3        | 294.8  | 32.8            | 154.1        | 186.8 |
| <i>1994—</i>                                   |                 |              |         |                 |              |        |                 |              |       |
| July   | 476.4           | 372.7        | 849.1   | 7.9             | 90.1         | 97.9   | 12.6            | 54.3         | 66.9  |
| August   | 487.1           | 342.8        | 829.8   | 6.5             | 85.1         | 91.7   | 10.8            | 45.8         | 56.7  |
| September                                      | 502.4           | 368.1        | 870.5   | 9.4             | 102.7        | 112.1  | 12.7            | 60.3         | 73.0  |
| <i>September quarter 1994</i>                  | 1,465.8         | 1,083.6      | 2,549.4 | 23.8            | 277.9        | 301.7  | 36.2            | 160.4        | 196.6 |
| <b>BED OCCUPANCY RATES (per cent)</b>          |                 |              |         |                 |              |        |                 |              |       |
| <i>September quarter 1993</i>                  | 37.0            | 35.4         | 36.2    | 20.9            | 28.0         | 27.3   | 21.2            | 24.5         | 23.9  |
| <i>1994—</i>                                   |                 |              |         |                 |              |        |                 |              |       |
| July   | 43.6            | 38.3         | 41.1    | 19.8            | 27.0         | 26.2   | 25.9            | 25.9         | 25.9  |
| August   | 44.6            | 35.2         | 40.2    | 16.5            | 25.5         | 24.5   | 22.2            | 21.9         | 21.9  |
| September                                      | 47.5            | 39.2         | 43.6    | 24.5            | 31.8         | 31.0   | 26.9            | 29.8         | 29.2  |
| <i>September quarter 1994</i>                  | 45.2            | 37.5         | 41.6    | 20.2            | 28.0         | 27.2   | 25.0            | 25.8         | 25.6  |
| <b>GUEST ARRIVALS ('000)</b>                   |                 |              |         |                 |              |        |                 |              |       |
| <i>September quarter 1993</i>                  | 581.8           | 429.8        | 1,011.6 | 11.4            | 169.9        | 181.3  | 17.9            | 98.6         | 116.5 |
| <i>1994—</i>                                   |                 |              |         |                 |              |        |                 |              |       |
| July   | 219.4           | 161.8        | 381.2   | 4.3             | 57.7         | 61.9   | 6.5             | 33.6         | 40.1  |
| August   | 224.9           | 147.7        | 372.6   | 3.8             | 54.9         | 58.8   | 5.7             | 29.3         | 35.0  |
| September                                      | 233.4           | 159.4        | 392.8   | 5.4             | 62.9         | 68.3   | 6.2             | 36.4         | 42.5  |
| <i>September quarter 1994</i>                  | 677.7           | 468.9        | 1,146.6 | 13.5            | 175.5        | 188.9  | 18.4            | 99.3         | 117.7 |
| <b>AVERAGE LENGTH OF STAY (days)</b>           |                 |              |         |                 |              |        |                 |              |       |
| <i>September quarter 1993</i>                  | 2.1             | 2.4          | 2.2     | 2.0             | 1.6          | 1.6    | 1.8             | 1.6          | 1.6   |
| <i>September quarter 1994</i>                  | 2.2             | 2.3          | 2.2     | 1.8             | 1.6          | 1.6    | 2.0             | 1.6          | 1.7   |
| <b>TAKINGS FROM ACCOMMODATION (\$'000)</b>     |                 |              |         |                 |              |        |                 |              |       |
| <i>September quarter 1993</i>                  | 86,377          | 50,932       | 137,309 | 589             | 11,755       | 12,344 | 1,902           | 6,070        | 7,972 |
| <i>1994—</i>                                   |                 |              |         |                 |              |        |                 |              |       |
| July   | 33,477          | 18,461       | 51,938  | 239             | 3,942        | 4,181  | 760             | 2,246        | 3,007 |
| August   | 34,846          | 17,721       | 52,567  | 205             | 3,946        | 4,151  | 664             | 1,932        | 2,596 |
| September                                      | 37,568          | 18,613       | 56,182  | 289             | 4,494        | 4,782  | 719             | 2,324        | 3,043 |
| <i>September quarter 1994</i>                  | 105,892         | 54,795       | 160,687 | 733             | 12,381       | 13,114 | 2,143           | 6,502        | 8,646 |

**TABLE 7 — HOTELS, MOTELS AND GUEST HOUSES WITH FACILITIES BY STATISTICAL DIVISION,  
NEW SOUTH WALES (a)—continued**

| Particulars                                    | Richmond - Tweed (SD) |              |       | Mid - North Coast (SD) |              |        | Northern (SD)   |              |       |
|--|-----------------------|--------------|-------|------------------------|--------------|--------|-----------------|--------------|-------|
|  | Licensed hotels       | Motels, etc. | Total | Licensed hotels        | Motels, etc. | Total  | Licensed hotels | Motels, etc. | Total |
| <b>ESTABLISHMENTS, CAPACITY AND EMPLOYMENT</b> |                       |              |       |                        |              |        |                 |              |       |
| <i>September quarter 1993—</i>                 |                       |              |       |                        |              |        |                 |              |       |
| Establishments                                 | 9                     | 102          | 111   | 15                     | 183          | 198    | 12              | 115          | 127   |
| Guest rooms                                    | 137                   | 1,859        | 1,996 | 254                    | 3,892        | 4,146  | 163             | 2,562        | 2,725 |
| Bed spaces                                     | 424                   | 6,040        | 6,464 | 653                    | 12,617       | 13,270 | 436             | 7,920        | 8,356 |
| Employment (persons)                           | 115                   | 619          | 734   | 209                    | 1,562        | 1,771  | 94              | 821          | 915   |
| <i>September quarter 1994—</i>                 |                       |              |       |                        |              |        |                 |              |       |
| Establishments                                 | 8                     | 99           | 107   | 14                     | 179          | 193    | 11              | 115          | 126   |
| Guest rooms                                    | 132                   | 1,868        | 2,000 | 269                    | 3,865        | 4,134  | 163             | 2,566        | 2,729 |
| Bed spaces                                     | 419                   | 5,990        | 6,409 | 690                    | 12,491       | 13,181 | 437             | 7,851        | 8,288 |
| Employment (persons)                           | 105                   | 611          | 716   | 240                    | 1,563        | 1,803  | 96              | 838          | 934   |
| <b>ROOM NIGHTS OCCUPIED ('000)</b>             |                       |              |       |                        |              |        |                 |              |       |
| <i>September quarter 1993</i>                  | 5.2                   | 86.3         | 91.4  | 7.5                    | 189.9        | 197.4  | 4.1             | 125.8        | 129.9 |
| <i>1994—</i>                                   |                       |              |       |                        |              |        |                 |              |       |
| July   | 1.7                   | 30.3         | 31.9  | 3.2                    | 65.2         | 68.4   | 1.4             | 43.2         | 44.6  |
| August   | 1.6                   | 29.6         | 31.2  | 3.3                    | 60.6         | 63.9   | 1.4             | 42.9         | 44.3  |
| September                                      | 1.8                   | 33.2         | 35.0  | 3.2                    | 69.5         | 72.7   | 1.4             | 46.9         | 48.3  |
| <i>September quarter 1994</i>                  | 5.0                   | 93.1         | 98.2  | 9.8                    | 195.3        | 205.0  | 4.2             | 133.0        | 137.2 |
| <b>ROOM OCCUPANCY RATES (per cent)</b>         |                       |              |       |                        |              |        |                 |              |       |
| <i>September quarter 1993</i>                  | 40.9                  | 50.5         | 49.8  | 32.1                   | 53.0         | 51.8   | 27.4            | 53.4         | 51.8  |
| <i>1994—</i>                                   |                       |              |       |                        |              |        |                 |              |       |
| July   | 40.4                  | 52.3         | 51.5  | 38.0                   | 54.5         | 53.4   | 27.3            | 54.3         | 52.7  |
| August   | 39.5                  | 51.1         | 50.4  | 40.1                   | 50.7         | 50.0   | 28.2            | 54.0         | 52.4  |
| September                                      | 44.4                  | 59.3         | 58.3  | 40.2                   | 59.9         | 58.6   | 29.0            | 60.9         | 59.0  |
| <i>September quarter 1994</i>                  | 41.4                  | 54.2         | 53.3  | 39.4                   | 55.0         | 54.0   | 28.2            | 56.3         | 54.7  |
| <b>GUEST NIGHTS ('000)</b>                     |                       |              |       |                        |              |        |                 |              |       |
| <i>September quarter 1993</i>                  | 8.8                   | 162.8        | 171.6 | 11.7                   | 383.0        | 394.7  | 6.5             | 228.9        | 235.4 |
| <i>1994—</i>                                   |                       |              |       |                        |              |        |                 |              |       |
| July   | 2.7                   | 57.8         | 60.4  | 5.2                    | 135.3        | 140.5  | 2.0             | 78.6         | 80.7  |
| August   | 2.5                   | 51.9         | 54.5  | 4.9                    | 116.6        | 121.5  | 2.1             | 71.8         | 73.9  |
| September                                      | 3.3                   | 65.1         | 68.4  | 4.9                    | 147.2        | 152.2  | 2.2             | 86.6         | 88.9  |
| <i>September quarter 1994</i>                  | 8.5                   | 174.8        | 183.3 | 15.0                   | 399.1        | 414.1  | 6.4             | 237.0        | 243.4 |
| <b>BED OCCUPANCY RATES (per cent)</b>          |                       |              |       |                        |              |        |                 |              |       |
| <i>September quarter 1993</i>                  | 22.6                  | 29.3         | 28.9  | 19.5                   | 33.0         | 32.3   | 16.2            | 31.4         | 30.6  |
| <i>1994—</i>                                   |                       |              |       |                        |              |        |                 |              |       |
| July   | 20.4                  | 31.1         | 30.4  | 24.3                   | 34.9         | 34.4   | 15.0            | 32.3         | 31.4  |
| August   | 19.6                  | 28.0         | 27.4  | 22.9                   | 30.2         | 29.8   | 15.7            | 29.5         | 28.8  |
| September                                      | 26.0                  | 36.2         | 35.6  | 23.9                   | 39.3         | 38.5   | 17.0            | 36.8         | 35.7  |
| <i>September quarter 1994</i>                  | 22.0                  | 31.7         | 31.1  | 23.7                   | 34.8         | 34.2   | 15.9            | 32.8         | 31.9  |
| <b>GUEST ARRIVALS ('000)</b>                   |                       |              |       |                        |              |        |                 |              |       |
| <i>September quarter 1993</i>                  | 4.8                   | 106.2        | 111.0 | 7.3                    | 237.9        | 245.2  | 4.7             | 173.5        | 178.2 |
| <i>1994—</i>                                   |                       |              |       |                        |              |        |                 |              |       |
| July   | 1.5                   | 37.2         | 38.7  | 2.8                    | 80.0         | 82.8   | 1.6             | 60.5         | 62.1  |
| August   | 1.3                   | 34.1         | 35.4  | 3.1                    | 71.6         | 74.7   | 1.6             | 53.3         | 54.8  |
| September                                      | 1.7                   | 41.4         | 43.1  | 2.9                    | 88.1         | 91.0   | 1.6             | 65.9         | 67.5  |
| <i>September quarter 1994</i>                  | 4.6                   | 112.6        | 117.2 | 8.8                    | 239.8        | 248.5  | 4.8             | 179.7        | 184.5 |
| <b>AVERAGE LENGTH OF STAY (days)</b>           |                       |              |       |                        |              |        |                 |              |       |
| <i>September quarter 1993</i>                  | 1.9                   | 1.5          | 1.5   | 1.6                    | 1.6          | 1.6    | 1.4             | 1.3          | 1.3   |
| <i>September quarter 1994</i>                  | 1.9                   | 1.6          | 1.6   | 1.7                    | 1.7          | 1.7    | 1.3             | 1.3          | 1.3   |
| <b>TAKINGS FROM ACCOMMODATION (\$'000)</b>     |                       |              |       |                        |              |        |                 |              |       |
| <i>September quarter 1993</i>                  | 222                   | 4,618        | 4,840 | 290                    | 10,499       | 10,789 | 149             | 6,848        | 6,997 |
| <i>1994—</i>                                   |                       |              |       |                        |              |        |                 |              |       |
| July   | 71                    | 1,615        | 1,686 | 138                    | 3,808        | 3,946  | 51              | 2,456        | 2,507 |
| August   | 65                    | 1,475        | 1,540 | 154                    | 3,395        | 3,549  | 48              | 2,399        | 2,447 |
| September                                      | 84                    | 1,847        | 1,931 | 137                    | 4,318        | 4,456  | 55              | 2,639        | 2,694 |
| <i>September quarter 1994</i>                  | 221                   | 4,936        | 5,157 | 429                    | 11,521       | 11,950 | 154             | 7,494        | 7,648 |

**TABLE 7 — HOTELS, MOTELS AND GUEST HOUSES WITH FACILITIES BY STATISTICAL DIVISION,  
NEW SOUTH WALES (a)—continued**

| Particulars                                    | North Western and Far West (SDs) |              |       | Central West (SD) |              |       | South Eastern (SD) |              |        |
|--|----------------------------------|--------------|-------|-------------------|--------------|-------|--------------------|--------------|--------|
|  | Licensed hotels                  | Motels, etc. | Total | Licensed hotels   | Motels, etc. | Total | Licensed hotels    | Motels, etc. | Total  |
| <b>ESTABLISHMENTS, CAPACITY AND EMPLOYMENT</b> |                                  |              |       |                   |              |       |                    |              |        |
| <i>September quarter 1993—</i>                 |                                  |              |       |                   |              |       |                    |              |        |
| Establishments                                 | 18                               | 109          | 127   | 16                | 79           | 95    | 28                 | 196          | 224    |
| Guest rooms                                    | 272                              | 2,431        | 2,703 | 424               | 1,717        | 2,141 | 994                | 4,329        | 5,323  |
| Bed spaces                                     | 726                              | 7,704        | 8,430 | 1,162             | 5,235        | 6,397 | 4,031              | 13,963       | 17,994 |
| Employment (persons)                           | 229                              | 878          | 1,107 | 353               | 628          | 981   | 670                | 1,269        | 1,939  |
| <i>September quarter 1994—</i>                 |                                  |              |       |                   |              |       |                    |              |        |
| Establishments                                 | 14                               | 109          | 123   | 14                | 76           | 90    | 28                 | 194          | 222    |
| Guest rooms                                    | 268                              | 2,452        | 2,720 | 418               | 1,698        | 2,116 | 1,018              | 4,342        | 5,360  |
| Bed spaces                                     | 719                              | 7,716        | 8,435 | 1,143             | 5,195        | 6,338 | 4,023              | 13,952       | 17,975 |
| Employment (persons)                           | 257                              | 892          | 1,149 | 316               | 630          | 946   | 655                | 1,318        | 1,973  |
| <b>ROOM NIGHTS OCCUPIED ('000)</b>             |                                  |              |       |                   |              |       |                    |              |        |
| <i>September quarter 1993</i>                  | 11.2                             | 137.1        | 148.3 | 19.8              | 82.2         | 102.0 | 52.0               | 175.6        | 227.6  |
| <i>1994—</i>                                   |                                  |              |       |                   |              |       |                    |              |        |
| July   | 3.9                              | 46.1         | 50.0  | 5.6               | 27.3         | 32.9  | 19.8               | 60.1         | 80.0   |
| August   | 3.6                              | 41.6         | 45.2  | 5.0               | 26.3         | 31.4  | 22.3               | 62.4         | 84.7   |
| September                                      | 4.1                              | 48.8         | 52.9  | 6.6               | 32.0         | 38.6  | 19.5               | 68.1         | 87.5   |
| <i>September quarter 1994</i>                  | 11.6                             | 136.5        | 148.1 | 17.2              | 85.7         | 102.9 | 61.5               | 190.6        | 252.1  |
| <b>ROOM OCCUPANCY RATES (per cent)</b>         |                                  |              |       |                   |              |       |                    |              |        |
| <i>September quarter 1993</i>                  | 44.7                             | 61.3         | 59.6  | 50.8              | 52.0         | 51.8  | 56.8               | 44.1         | 46.5   |
| <i>1994—</i>                                   |                                  |              |       |                   |              |       |                    |              |        |
| July   | 46.6                             | 60.7         | 59.3  | 43.1              | 52.0         | 50.2  | 62.8               | 44.7         | 48.1   |
| August   | 43.2                             | 54.8         | 53.6  | 38.9              | 50.1         | 47.9  | 70.5               | 46.4         | 51.0   |
| September                                      | 51.2                             | 66.3         | 64.8  | 52.5              | 62.9         | 60.8  | 63.8               | 52.2         | 54.4   |
| <i>September quarter 1994</i>                  | 46.9                             | 60.5         | 59.2  | 44.8              | 54.9         | 52.9  | 65.7               | 47.7         | 51.1   |
| <b>GUEST NIGHTS ('000)</b>                     |                                  |              |       |                   |              |       |                    |              |        |
| <i>September quarter 1993</i>                  | 18.0                             | 266.4        | 284.4 | 29.8              | 145.9        | 175.7 | 146.9              | 378.8        | 525.6  |
| <i>1994—</i>                                   |                                  |              |       |                   |              |       |                    |              |        |
| July   | 6.6                              | 94.4         | 101.1 | 9.1               | 49.4         | 58.4  | 60.5               | 132.1        | 192.6  |
| August   | 5.4                              | 74.2         | 79.6  | 7.7               | 43.2         | 50.9  | 65.8               | 140.3        | 206.2  |
| September                                      | 7.0                              | 99.6         | 106.6 | 10.2              | 57.9         | 68.1  | 56.9               | 147.9        | 204.8  |
| <i>September quarter 1994</i>                  | 19.1                             | 268.2        | 287.3 | 27.0              | 150.4        | 177.5 | 183.3              | 420.3        | 603.6  |
| <b>BED OCCUPANCY RATES (per cent)</b>          |                                  |              |       |                   |              |       |                    |              |        |
| <i>September quarter 1993</i>                  | 26.9                             | 37.6         | 36.7  | 27.9              | 30.3         | 29.9  | 39.6               | 29.5         | 31.8   |
| <i>1994—</i>                                   |                                  |              |       |                   |              |       |                    |              |        |
| July   | 29.8                             | 39.5         | 38.7  | 25.6              | 30.6         | 29.7  | 48.5               | 30.5         | 34.6   |
| August   | 24.3                             | 31.0         | 30.4  | 21.8              | 26.8         | 25.9  | 52.8               | 32.5         | 37.0   |
| September                                      | 32.5                             | 43.0         | 42.1  | 29.8              | 37.1         | 35.8  | 47.2               | 35.3         | 38.0   |
| <i>September quarter 1994</i>                  | 28.9                             | 37.8         | 37.0  | 25.7              | 31.5         | 30.4  | 49.5               | 32.7         | 36.5   |
| <b>GUEST ARRIVALS ('000)</b>                   |                                  |              |       |                   |              |       |                    |              |        |
| <i>September quarter 1993</i>                  | 9.5                              | 197.9        | 207.4 | 14.6              | 114.5        | 129.1 | 47.0               | 209.0        | 256.0  |
| <i>1994—</i>                                   |                                  |              |       |                   |              |       |                    |              |        |
| July   | 4.3                              | 72.9         | 77.3  | 4.8               | 39.4         | 44.2  | 20.7               | 74.3         | 95.1   |
| August   | 3.7                              | 56.8         | 60.6  | 4.7               | 34.1         | 38.8  | 22.2               | 75.3         | 97.5   |
| September                                      | 4.8                              | 75.7         | 80.5  | 6.1               | 44.1         | 50.2  | 17.7               | 80.3         | 98.0   |
| <i>September quarter 1994</i>                  | 12.9                             | 205.5        | 218.3 | 15.6              | 117.6        | 133.3 | 60.6               | 230.0        | 290.6  |
| <b>AVERAGE LENGTH OF STAY (days)</b>           |                                  |              |       |                   |              |       |                    |              |        |
| <i>September quarter 1993</i>                  | 1.9                              | 1.3          | 1.4   | 2.0               | 1.3          | 1.4   | 3.1                | 1.8          | 2.1    |
| <i>September quarter 1994</i>                  | 1.5                              | 1.3          | 1.3   | 1.7               | 1.3          | 1.3   | 3.0                | 1.8          | 2.1    |
| <b>TAKINGS FROM ACCOMMODATION (\$'000)</b>     |                                  |              |       |                   |              |       |                    |              |        |
| <i>September quarter 1993</i>                  | 614                              | 7,860        | 8,474 | 826               | 5,010        | 5,836 | 7,843              | 13,644       | 21,487 |
| <i>1994—</i>                                   |                                  |              |       |                   |              |       |                    |              |        |
| July   | 213                              | 2,762        | 2,975 | 267               | 1,631        | 1,899 | 2,774              | 5,130        | 7,904  |
| August   | 196                              | 2,352        | 2,548 | 217               | 1,530        | 1,746 | 3,394              | 5,784        | 9,178  |
| September                                      | 223                              | 2,927        | 3,151 | 305               | 1,997        | 2,302 | 2,775              | 5,549        | 8,324  |
| <i>September quarter 1994</i>                  | 632                              | 8,042        | 8,674 | 789               | 5,159        | 5,947 | 8,943              | 16,463       | 25,407 |

TABLE 7 — HOTELS, MOTELS AND GUEST HOUSES WITH FACILITIES BY STATISTICAL DIVISION,  
NEW SOUTH WALES (a)---continued

| Particulars                                    | Murrumbidgee (SD) |              |       | Murray (SD)     |              |        | New South Wales |              |         |
|--|-------------------|--------------|-------|-----------------|--------------|--------|-----------------|--------------|---------|
|  | Licensed hotels   | Motels, etc. | Total | Licensed hotels | Motels, etc. | Total  | Licensed hotels | Motels, etc. | Total   |
| <b>ESTABLISHMENTS, CAPACITY AND EMPLOYMENT</b> |                   |              |       |                 |              |        |                 |              |         |
| <i>September quarter 1993—</i>                 |                   |              |       |                 |              |        |                 |              |         |
| Establishments                                 | 15                | 74           | 89    | 22              | 133          | 155    | 281             | 1,475        | 1,756   |
| Guest rooms                                    | 263               | 1,755        | 2,018 | 456             | 3,123        | 3,579  | 18,727          | 38,630       | 57,357  |
| Bed spaces                                     | 644               | 5,338        | 5,982 | 1,187           | 9,992        | 11,179 | 47,271          | 118,298      | 165,569 |
| Employment (persons)                           | 152               | 580          | 732   | 246             | 962          | 1,208  | 15,951          | 14,590       | 30,541  |
| <i>September quarter 1994—</i>                 |                   |              |       |                 |              |        |                 |              |         |
| Establishments                                 | 14                | 75           | 89    | 21              | 133          | 154    | 268             | 1,454        | 1,722   |
| Guest rooms                                    | 261               | 1,764        | 2,025 | 431             | 3,222        | 3,653  | 18,509          | 38,382       | 56,891  |
| Bed spaces                                     | 649               | 5,364        | 6,013 | 1,163           | 10,346       | 11,509 | 47,341          | 117,850      | 165,191 |
| Employment (persons)                           | 161               | 590          | 751   | 214             | 1,014        | 1,228  | 16,522          | 14,828       | 31,350  |
| <b>ROOM NIGHTS OCCUPIED ('000)</b>             |                   |              |       |                 |              |        |                 |              |         |
| <i>September quarter 1993</i>                  | 9.9               | 80.5         | 90.3  | 15.5            | 136.6        | 152.1  | 929.4           | 1,855.3      | 2,784.7 |
| <i>1994—</i>                                   |                   |              |       |                 |              |        |                 |              |         |
| July   | 3.1               | 26.1         | 29.2  | 4.4             | 43.1         | 47.5   | 348.8           | 624.3        | 973.1   |
| August   | 3.3               | 26.0         | 29.3  | 3.8             | 41.3         | 45.1   | 365.6           | 605.6        | 971.3   |
| September                                      | 3.9               | 30.9         | 34.8  | 4.3             | 49.9         | 54.2   | 372.0           | 674.3        | 1,046.3 |
| <i>September quarter 1994</i>                  | 10.3              | 83.0         | 93.3  | 12.4            | 134.3        | 146.8  | 1,086.4         | 1,904.3      | 2,990.7 |
| <b>ROOM OCCUPANCY RATES (per cent)</b>         |                   |              |       |                 |              |        |                 |              |         |
| <i>September quarter 1993</i>                  | 40.7              | 50.3         | 49.0  | 36.9            | 47.6         | 46.2   | 53.9            | 52.2         | 52.8    |
| <i>1994—</i>                                   |                   |              |       |                 |              |        |                 |              |         |
| July   | 38.7              | 47.7         | 46.5  | 32.6            | 43.2         | 41.9   | 60.8            | 52.5         | 55.2    |
| August   | 41.0              | 47.6         | 46.8  | 28.1            | 41.4         | 39.8   | 63.7            | 50.9         | 55.1    |
| September                                      | 49.6              | 58.4         | 57.2  | 33.2            | 51.6         | 49.5   | 67.0            | 58.6         | 61.3    |
| <i>September quarter 1994</i>                  | 43.0              | 51.1         | 50.1  | 31.3            | 45.3         | 43.7   | 63.8            | 54.0         | 57.2    |
| <b>GUEST NIGHTS ('000)</b>                     |                   |              |       |                 |              |        |                 |              |         |
| <i>September quarter 1993</i>                  | 13.5              | 133.6        | 147.1 | 23.9            | 256.8        | 280.7  | 1,510.0         | 3,427.6      | 4,937.6 |
| <i>1994—</i>                                   |                   |              |       |                 |              |        |                 |              |         |
| July   | 4.0               | 44.9         | 48.9  | 6.9             | 81.5         | 88.4   | 593.8           | 1,191.1      | 1,784.9 |
| August   | 4.2               | 40.8         | 45.0  | 5.9             | 73.2         | 79.1   | 603.1           | 1,085.6      | 1,688.7 |
| September                                      | 4.9               | 51.9         | 56.8  | 7.3             | 96.8         | 104.1  | 621.3           | 1,284.1      | 1,905.5 |
| <i>September quarter 1994</i>                  | 13.1              | 137.6        | 150.7 | 20.0            | 251.5        | 271.5  | 1,818.3         | 3,560.8      | 5,379.1 |
| <b>BED OCCUPANCY RATES (per cent)</b>          |                   |              |       |                 |              |        |                 |              |         |
| <i>September quarter 1993</i>                  | 22.8              | 27.4         | 26.9  | 21.9            | 27.9         | 27.3   | 34.7            | 31.5         | 32.4    |
| <i>1994—</i>                                   |                   |              |       |                 |              |        |                 |              |         |
| July   | 20.0              | 27.0         | 26.2  | 19.0            | 25.4         | 24.8   | 40.5            | 32.6         | 34.9    |
| August   | 20.8              | 24.5         | 24.1  | 16.3            | 22.8         | 22.2   | 41.1            | 29.7         | 33.0    |
| September                                      | 25.3              | 32.3         | 31.5  | 20.9            | 31.2         | 30.1   | 43.7            | 36.3         | 38.5    |
| <i>September quarter 1994</i>                  | 22.0              | 27.9         | 27.2  | 18.7            | 26.4         | 25.6   | 41.7            | 32.9         | 35.4    |
| <b>GUEST ARRIVALS ('000)</b>                   |                   |              |       |                 |              |        |                 |              |         |
| <i>September quarter 1993</i>                  | 8.5               | 100.9        | 109.4 | 14.7            | 168.1        | 182.8  | 722.0           | 2,006.4      | 2,728.4 |
| <i>1994—</i>                                   |                   |              |       |                 |              |        |                 |              |         |
| July   | 2.7               | 34.3         | 37.0  | 4.0             | 54.4         | 58.4   | 272.7           | 706.1        | 978.8   |
| August   | 2.6               | 30.6         | 33.2  | 3.4             | 49.4         | 52.8   | 277.1           | 637.2        | 914.3   |
| September                                      | 3.3               | 38.8         | 42.1  | 4.6             | 63.3         | 67.9   | 287.6           | 756.3        | 1,043.9 |
| <i>September quarter 1994</i>                  | 8.6               | 103.7        | 112.3 | 12.0            | 167.1        | 179.1  | 837.4           | 2,099.7      | 2,937.1 |
| <b>AVERAGE LENGTH OF STAY (days)</b>           |                   |              |       |                 |              |        |                 |              |         |
| <i>September quarter 1993</i>                  | 1.6               | 1.3          | 1.3   | 1.6             | 1.5          | 1.5    | 2.1             | 1.7          | 1.8     |
| <i>September quarter 1994</i>                  | 1.5               | 1.3          | 1.3   | 1.7             | 1.5          | 1.5    | 2.2             | 1.7          | 1.8     |
| <b>TAKINGS FROM ACCOMMODATION (\$'000)</b>     |                   |              |       |                 |              |        |                 |              |         |
| <i>September quarter 1993</i>                  | 416               | 4,553        | 4,968 | 554             | 7,883        | 8,437  | 99,782          | 129,672      | 229,454 |
| <i>1994—</i>                                   |                   |              |       |                 |              |        |                 |              |         |
| July   | 157               | 1,527        | 1,684 | 159             | 2,583        | 2,742  | 38,307          | 46,161       | 84,469  |
| August   | 147               | 1,520        | 1,666 | 150             | 2,414        | 2,565  | 40,086          | 44,467       | 84,554  |
| September                                      | 185               | 1,813        | 1,998 | 180             | 2,955        | 3,135  | 42,521          | 49,476       | 91,997  |
| <i>September quarter 1994</i>                  | 489               | 4,859        | 5,348 | 490             | 7,952        | 8,442  | 120,915         | 140,105      | 261,020 |

(a) From December quarter 1993, establishments with fewer than 5 rooms have been formally excluded from the scope of this collection. See Explanatory Note 2 (page 32).

TABLE 8 — HOTELS, MOTELS AND GUEST HOUSES WITH FACILITIES: STATISTICAL DIVISIONS

| Statistical Divisions<br>and selected<br>Statistical Local Areas | Establish-<br>ments | Guest<br>rooms | Bed<br>spaces | Employ-<br>ment<br>(persons) | Room nights occupied |                |                | Room occupancy rates<br>(per cent) |             |             |             |              |
|--|---------------------|----------------|---------------|------------------------------|----------------------|----------------|----------------|------------------------------------|-------------|-------------|-------------|--------------|
|  |                     |                |               |                              | July                 | Aug.           | Sept.          | Sept.<br>qtr                       | July        | Aug.        | Sept.       | Sept.<br>qtr |
| SYDNEY STATISTICAL DIVISION                                      |                     |                |               |                              |                      |                |                |                                    |             |             |             |              |
| Ashfield (A)   | 6                   | 248            | 716           | 64                           | 3,589                | 3,572          | 4,017          | 11,178                             | 46.7        | 46.5        | 54.0        | 49.0         |
| Bankstown (C)  | 10                  | 350            | 985           | 197                          | 5,752                | 6,293          | 6,501          | 18,546                             | 53.0        | 58.0        | 61.9        | 57.6         |
| Blacktown (C)  | 6                   | 236            | 732           | 179                          | 2,683                | 3,054          | 3,088          | 8,825                              | 36.7        | 41.7        | 43.6        | 40.6         |
| Blue Mountains (C)   | 32                  | 1,105          | 2,981         | 878                          | 20,061               | 14,523         | 15,808         | 50,392                             | 58.6        | 42.4        | 47.7        | 49.6         |
| Camden (A)   | 4                   | 126            | 390           | 50                           | 1,427                | 1,280          | 1,331          | 4,038                              | 36.5        | 32.8        | 35.2        | 34.8         |
| Campbelltown (C)   | 3                   | 122            | 414           | 34                           | 2,111                | 1,890          | 2,040          | 6,041                              | 55.8        | 50.0        | 55.7        | 53.8         |
| Gosford (C)  | 24                  | 817            | 2,805         | 687                          | 13,227               | 12,000         | 12,674         | 37,901                             | 52.2        | 47.4        | 51.7        | 50.4         |
| Hawkesbury (C)   | 12                  | 286            | 766           | 161                          | 4,157                | 3,838          | 4,134          | 12,129                             | 46.9        | 43.3        | 48.2        | 46.1         |
| Hornsby (A)  | 7                   | 232            | 599           | 189                          | 4,714                | 4,462          | 4,503          | 13,679                             | 65.5        | 62.0        | 64.7        | 64.1         |
| Lane Cove (A)  | 7                   | 268            | 737           | 144                          | 5,950                | 5,674          | 6,072          | 17,696                             | 71.6        | 68.3        | 75.5        | 71.8         |
| Leichhardt (A)   | 4                   | 151            | 408           | 71                           | 3,517                | 3,106          | 3,431          | 10,054                             | 75.1        | 66.4        | 75.7        | 72.4         |
| Liverpool (C)  | 6                   | 289            | 788           | 83                           | 4,028                | 4,333          | 5,383          | 13,744                             | 45.0        | 48.4        | 62.1        | 51.7         |
| Manly (A)  | 7                   | 423            | 1,325         | 439                          | 8,153                | 8,930          | 9,190          | 26,273                             | 62.2        | 68.1        | 72.4        | 67.5         |
| North Sydney (A)   | 6                   | 752            | 1,855         | 426                          | 15,520               | 15,514         | 15,589         | 46,623                             | 66.6        | 66.5        | 69.1        | 67.4         |
| Parramatta (C)   | 10                  | 1,010          | 2,357         | 733                          | 23,192               | 24,081         | 23,704         | 70,977                             | 74.1        | 76.9        | 78.2        | 76.4         |
| Penrith (C)  | 7                   | 340            | 1,105         | 213                          | 5,414                | 6,264          | 6,288          | 17,966                             | 51.4        | 59.4        | 61.6        | 57.4         |
| Pittwater (A)  | 4                   | 78             | 175           | 185                          | 1,112                | 1,121          | 991            | 3,224                              | 46.0        | 46.4        | 42.4        | 44.9         |
| Randwick (C)   | 12                  | 757            | 2,462         | 509                          | 14,375               | 14,376         | 14,688         | 43,439                             | 61.3        | 61.3        | 64.7        | 62.4         |
| Rockdale (A)   | 4                   | 644            | 1,566         | 523                          | 13,710               | 14,073         | 14,423         | 42,206                             | 68.7        | 70.5        | 74.7        | 71.2         |
| Ryde (C)   | 5                   | 376            | 917           | 344                          | 7,702                | 6,957          | 7,371          | 22,030                             | 66.1        | 59.7        | 65.3        | 63.7         |
| South Sydney (C)   | 37                  | 4,399          | 11,832        | 2,294                        | 90,595               | 93,270         | 87,957         | 271,822                            | 66.4        | 68.4        | 66.6        | 67.2         |
| Strathfield (A)  | 4                   | 124            | 385           | 42                           | 1,723                | 1,674          | 1,626          | 5,023                              | 44.8        | 43.5        | 50.9        | 46.2         |
| Sutherland Shire (A)   | 10                  | 303            | 774           | 257                          | 3,981                | 3,715          | 4,750          | 12,446                             | 42.4        | 39.6        | 52.3        | 44.6         |
| Sydney (C) — Inner   | 23                  | 6,579          | 15,341        | 6,186                        | 128,207              | 144,108        | 149,750        | 422,065                            | 62.9        | 70.7        | 75.9        | 69.7         |
| Sydney (C) — Remainder   | 15                  | 2,437          | 6,442         | 1,231                        | 59,231               | 57,686         | 57,118         | 174,035                            | 78.4        | 76.4        | 78.1        | 77.6         |
| Warringah (A)  | 7                   | 104            | 291           | 224                          | 1,323                | 1,391          | 1,528          | 4,242                              | 41.0        | 43.1        | 49.0        | 44.3         |
| Waverley (A)   | 7                   | 439            | 1,309         | 283                          | 8,637                | 9,141          | 9,565          | 27,343                             | 63.5        | 67.2        | 72.6        | 67.7         |
| Wollondilly (A)  | 3                   | 64             | 164           | 40                           | 605                  | 549            | 576            | 1,730                              | 30.5        | 27.7        | 30.0        | 29.4         |
| Woollahra (A)  | 6                   | 426            | 958           | 357                          | 7,574                | 7,865          | 7,922          | 23,361                             | 57.4        | 59.6        | 62.0        | 59.6         |
| Wyong (A)  | 29                  | 578            | 1,695         | 322                          | 6,592                | 6,001          | 7,469          | 20,062                             | 37.6        | 33.5        | 43.1        | 38.0         |
| Balance  | 21                  | 1,334          | 3,374         | 990                          | 25,641               | 24,613         | 27,868         | 78,122                             | 62.0        | 59.5        | 69.6        | 63.7         |
| <i>Sydney (SD)</i>   | <i>338</i>          | <i>25,397</i>  | <i>66,648</i> | <i>18,335</i>                | <i>494,503</i>       | <i>505,354</i> | <i>517,355</i> | <i>1,517,212</i>                   | <i>62.8</i> | <i>64.2</i> | <i>67.9</i> | <i>65.0</i>  |
| HUNTER STATISTICAL DIVISION                                      |                     |                |               |                              |                      |                |                |                                    |             |             |             |              |
| Cessnock (C)   | 22                  | 414            | 1,207         | 281                          | 6,438                | 6,393          | 6,962          | 19,793                             | 50.2        | 49.8        | 56.1        | 52.0         |
| Gloucester (A)   | 4                   | 87             | 277           | 40                           | 996                  | 878            | 1,163          | 3,037                              | 36.9        | 32.6        | 44.6        | 37.9         |
| Great Lakes (A)  | 31                  | 606            | 2,024         | 200                          | 6,557                | 6,520          | 8,444          | 21,521                             | 34.9        | 34.7        | 46.4        | 38.6         |
| Lake Macquarie (C)   | 20                  | 406            | 1,209         | 262                          | 5,904                | 5,658          | 6,290          | 17,852                             | 46.9        | 45.0        | 51.6        | 47.8         |
| Maitland (C)   | 7                   | 197            | 560           | 115                          | 3,114                | 3,029          | 3,051          | 9,194                              | 51.0        | 49.6        | 51.6        | 50.7         |
| Muswellbrook (A)   | 9                   | 226            | 680           | 72                           | 3,419                | 3,670          | 3,812          | 10,901                             | 48.8        | 52.4        | 56.2        | 52.4         |
| Newcastle (C) —<br>Inner & Remainder                             | 20                  | 787            | 2,177         | 357                          | 11,586               | 14,164         | 15,379         | 41,129                             | 47.5        | 58.1        | 65.1        | 56.8         |
| Port Stephens (A)  | 29                  | 825            | 2,669         | 525                          | 11,480               | 9,918          | 12,646         | 34,044                             | 44.9        | 38.8        | 51.1        | 44.9         |
| Scone (A)  | 6                   | 115            | 340           | 49                           | 1,702                | 1,575          | 1,673          | 4,950                              | 47.7        | 44.2        | 48.5        | 46.8         |
| Singleton (A)  | 7                   | 242            | 742           | 144                          | 4,558                | 4,532          | 4,715          | 13,805                             | 60.8        | 60.4        | 64.9        | 62.0         |
| Balance  | 5                   | 63             | 176           | 15                           | 872                  | 762            | 949            | 2,583                              | 44.6        | 39.0        | 50.2        | 44.6         |
| <i>Hunter (SD)</i>   | <i>160</i>          | <i>3,968</i>   | <i>12,061</i> | <i>2,060</i>                 | <i>56,626</i>        | <i>57,099</i>  | <i>65,084</i>  | <i>178,809</i>                     | <i>46.0</i> | <i>46.4</i> | <i>54.7</i> | <i>49.0</i>  |
| ILLAWARRA STATISTICAL DIVISION                                   |                     |                |               |                              |                      |                |                |                                    |             |             |             |              |
| Kiama (A)  | 10                  | 281            | 983           | 120                          | 2,619                | 2,259          | 3,656          | 8,534                              | 30.1        | 25.9        | 43.4        | 33.0         |
| Shellharbour (A)   | 4                   | 85             | 244           | 73                           | 794                  | 596            | 877            | 2,267                              | 30.1        | 22.6        | 34.4        | 29.0         |
| Shoalhaven (C)   | 55                  | 906            | 2,903         | 300                          | 7,894                | 8,655          | 10,821         | 27,370                             | 28.1        | 30.8        | 39.8        | 32.8         |
| Wingecarribee (A)  | 28                  | 735            | 1,937         | 429                          | 12,603               | 9,987          | 11,296         | 33,886                             | 55.3        | 43.8        | 51.2        | 50.1         |
| Wollongong (C)   | 23                  | 782            | 2,267         | 533                          | 13,584               | 12,115         | 13,237         | 38,936                             | 56.0        | 50.0        | 56.4        | 54.1         |
| <i>Illawarra (SD)</i>  | <i>120</i>          | <i>2,789</i>   | <i>8,334</i>  | <i>1,455</i>                 | <i>37,494</i>        | <i>33,612</i>  | <i>39,887</i>  | <i>110,993</i>                     | <i>43.4</i> | <i>38.9</i> | <i>47.7</i> | <i>43.3</i>  |

For footnotes see end of table.

**AND SELECTED STATISTICAL LOCAL AREAS (a), NEW SOUTH WALES, SEPTEMBER QUARTER 1994**

| <i>Guest nights</i>                   |                |                |                  | <i>Guest arrivals</i> |                |                |                  | <i>Takings from accommodation (\$'000)</i> |               |               |                  |
|---------------------------------------|----------------|----------------|------------------|-----------------------|----------------|----------------|------------------|--|---------------|---------------|------------------|
| <i>July</i>                           | <i>Aug.</i>    | <i>Sept.</i>   | <i>Sept. qtr</i> | <i>July</i>           | <i>Aug.</i>    | <i>Sept.</i>   | <i>Sept. qtr</i> | <i>July</i>                                | <i>Aug.</i>   | <i>Sept.</i>  | <i>Sept. qtr</i> |
| <b>SYDNEY STATISTICAL DIVISION</b>    |                |                |                  |                       |                |                |                  |  |               |               |                  |
| 6,764                                 | 6,615          | 7,865          | 21,244           | 4,323                 | 4,333          | 4,816          | 13,472           | 239  | 241           | 272           | 752              |
| 8,608                                 | 9,527          | 9,619          | 27,754           | 5,506                 | 6,287          | 6,434          | 18,227           | 460  | 515           | 483           | 1,458            |
| 5,344                                 | 5,712          | 5,915          | 16,971           | 2,998                 | 3,099          | 3,785          | 9,882            | 168  | 197           | 207           | 572              |
| 40,356                                | 26,511         | 30,771         | 97,638           | 21,590                | 14,339         | 16,439         | 52,368           | 2,299                                      | 1,618         | 1,661         | 5,578            |
| 2,632                                 | 2,330          | 2,523          | 7,485            | 2,185                 | 1,891          | 1,929          | 6,005            | 81   | 72            | 80            | 234              |
| 3,343                                 | 2,761          | 3,229          | 9,333            | 3,275                 | 1,859          | 2,464          | 6,698            | 144  | 125           | 133           | 403              |
| 26,501                                | 21,638         | 25,356         | 73,495           | 12,127                | 10,450         | 12,376         | 34,953           | 1,237                                      | 1,114         | 1,119         | 3,471            |
| 6,853                                 | 6,311          | 6,607          | 19,771           | 3,936                 | 3,610          | 3,810          | 11,356           | 302  | 271           | 296           | 868              |
| 7,949                                 | 7,148          | 7,701          | 22,798           | 2,834                 | 2,407          | 2,807          | 8,048            | 416  | 391           | 392           | 1,199            |
| 9,365                                 | 8,093          | 8,714          | 26,172           | 3,625                 | 3,047          | 3,258          | 9,930            | 517  | 493           | 547           | 1,557            |
| 6,882                                 | 5,296          | 6,118          | 18,296           | 3,740                 | 2,905          | 3,384          | 10,029           | 314  | 276           | 313           | 902              |
| 6,570                                 | 6,714          | 7,955          | 21,239           | 5,502                 | 5,264          | 6,253          | 17,019           | 267  | 276           | 349           | 892              |
| 13,341                                | 13,842         | 14,998         | 42,181           | 4,873                 | 4,637          | 5,218          | 14,728           | 920  | 1,028         | 1,082         | 3,030            |
| 21,608                                | 20,954         | 20,326         | 62,888           | 10,721                | 10,297         | 10,129         | 31,147           | 1,654                                      | 1,695         | 1,747         | 5,095            |
| 32,120                                | 31,979         | 32,548         | 96,647           | 12,483                | 12,755         | 12,896         | 38,134           | 1,880                                      | 1,960         | 1,942         | 5,782            |
| 10,221                                | 10,933         | 12,017         | 33,171           | 5,447                 | 6,013          | 6,276          | 17,736           | 470  | 518           | 535           | 1,523            |
| 1,471                                 | 1,428          | 1,449          | 4,348            | 1,096                 | 1,045          | 1,063          | 3,204            | 107  | 109           | 96            | 312              |
| 23,448                                | 22,684         | 24,270         | 70,402           | 9,001                 | 8,287          | 9,453          | 26,741           | 1,238                                      | 1,238         | 1,294         | 3,770            |
| 21,086                                | 21,537         | 22,337         | 64,960           | 15,159                | 15,174         | 15,959         | 46,292           | 1,401                                      | 1,421         | 1,482         | 4,304            |
| 12,921                                | 10,519         | 11,530         | 34,970           | 3,212                 | 2,809          | 3,488          | 9,509            | 964  | 828           | 888           | 2,680            |
| 175,076                               | 173,173        | 163,810        | 512,059          | 64,214                | 63,423         | 62,061         | 189,698          | 7,898                                      | 8,006         | 7,864         | 23,768           |
| 3,092                                 | 2,927          | 2,767          | 8,786            | 1,757                 | 1,617          | 1,887          | 5,261            | 122  | 116           | 121           | 358              |
| 6,620                                 | 6,133          | 8,164          | 20,917           | 2,567                 | 2,395          | 3,145          | 8,107            | 337  | 297           | 393           | 1,027            |
| 216,989                               | 232,821        | 251,299        | 701,109          | 100,982               | 107,687        | 113,608        | 322,277          | 18,073                                     | 19,807        | 22,022        | 59,902           |
| 99,157                                | 96,491         | 95,609         | 291,257          | 37,370                | 37,775         | 35,091         | 110,236          | 6,096                                      | 5,653         | 6,009         | 17,757           |
| 1,698                                 | 1,732          | 2,004          | 5,434            | 824                   | 847            | 921            | 2,592            | 68   | 68            | 80            | 216              |
| 15,101                                | 15,213         | 16,248         | 46,562           | 4,365                 | 4,667          | 4,807          | 13,839           | 659  | 738           | 784           | 2,181            |
| 832                                   | 731            | 760            | 2,323            | 545                   | 446            | 457            | 1,448            | 33   | 27            | 30            | 90               |
| 14,273                                | 13,005         | 13,185         | 40,463           | 4,819                 | 5,037          | 5,051          | 14,907           | 791  | 844           | 898           | 2,532            |
| 13,269                                | 11,300         | 15,260         | 39,829           | 7,667                 | 6,568          | 8,516          | 22,751           | 476  | 448           | 549           | 1,473            |
| 35,611                                | 33,765         | 39,535         | 108,911          | 23,323                | 21,642         | 25,037         | 70,002           | 2,305                                      | 2,177         | 2,517         | 6,999            |
| <b>849,101</b>                        | <b>829,823</b> | <b>870,489</b> | <b>2,549,413</b> | <b>381,166</b>        | <b>372,612</b> | <b>392,818</b> | <b>1,146,596</b> | <b>51,938</b>                              | <b>52,567</b> | <b>56,182</b> | <b>160,687</b>   |
| <b>HUNTER STATISTICAL DIVISION</b>    |                |                |                  |                       |                |                |                  |  |               |               |                  |
| 12,341                                | 11,305         | 12,814         | 36,460           | 7,855                 | 6,900          | 7,424          | 22,179           | 725  | 758           | 802           | 2,286            |
| 1,677                                 | 1,378          | 1,937          | 4,992            | 1,028                 | 1,129          | 1,259          | 3,416            | 58   | 46            | 67            | 171              |
| 12,718                                | 12,111         | 16,951         | 41,780           | 8,818                 | 8,338          | 10,868         | 28,024           | 319  | 308           | 433           | 1,060            |
| 9,685                                 | 8,483          | 9,987          | 28,155           | 5,881                 | 5,986          | 6,661          | 18,528           | 411  | 393           | 437           | 1,241            |
| 5,065                                 | 4,828          | 4,904          | 14,797           | 3,795                 | 3,564          | 3,565          | 10,924           | 215  | 201           | 206           | 622              |
| 5,687                                 | 5,462          | 6,109          | 17,258           | 3,671                 | 3,745          | 4,167          | 11,583           | 170  | 175           | 193           | 537              |
| 17,417                                | 20,278         | 22,955         | 60,650           | 9,930                 | 10,761         | 11,948         | 32,639           | 889  | 1,076         | 1,162         | 3,127            |
| 21,715                                | 17,738         | 25,002         | 64,455           | 13,312                | 11,575         | 14,789         | 39,676           | 964  | 781           | 1,027         | 2,772            |
| 2,694                                 | 2,246          | 2,535          | 7,475            | 2,235                 | 1,862          | 2,127          | 6,224            | 87   | 72            | 94            | 253              |
| 7,263                                 | 6,435          | 7,229          | 20,927           | 3,980                 | 3,653          | 3,954          | 11,587           | 305  | 308           | 322           | 936              |
| 1,654                                 | 1,409          | 1,684          | 4,747            | 1,420                 | 1,237          | 1,497          | 4,154            | 36   | 31            | 41            | 109              |
| <b>97,916</b>                         | <b>91,673</b>  | <b>112,107</b> | <b>301,696</b>   | <b>61,925</b>         | <b>58,750</b>  | <b>68,259</b>  | <b>188,934</b>   | <b>4,181</b>                               | <b>4,151</b>  | <b>4,782</b>  | <b>13,114</b>    |
| <b>ILLAWARRA STATISTICAL DIVISION</b> |                |                |                  |                       |                |                |                  |  |               |               |                  |
| 5,313                                 | 4,562          | 7,922          | 17,797           | 4,081                 | 3,313          | 4,970          | 12,364           | 155  | 132           | 225           | 512              |
| 1,401                                 | 869            | 1,728          | 3,998            | 860                   | 515            | 684            | 2,059            | 42   | 27            | 50            | 120              |
| 14,678                                | 14,863         | 20,421         | 49,962           | 9,998                 | 10,030         | 13,139         | 33,167           | 456  | 477           | 619           | 1,552            |
| 23,798                                | 17,939         | 20,364         | 62,101           | 13,503                | 10,868         | 12,204         | 36,575           | 1,242                                      | 969           | 1,026         | 3,237            |
| 21,745                                | 18,423         | 22,604         | 62,772           | 11,686                | 10,285         | 11,553         | 33,524           | 1,112                                      | 991           | 1,122         | 3,225            |
| <b>66,935</b>                         | <b>56,656</b>  | <b>73,039</b>  | <b>196,630</b>   | <b>40,128</b>         | <b>35,011</b>  | <b>42,550</b>  | <b>117,689</b>   | <b>3,007</b>                               | <b>2,596</b>  | <b>3,043</b>  | <b>8,646</b>     |

TABLE 8 — HOTELS, MOTELS AND GUEST HOUSES WITH FACILITIES: STATISTICAL DIVISIONS

| Statistical Divisions<br>and selected<br>Statistical Local Areas | Establish-<br>ments | Guest<br>rooms | Bed<br>spaces | Employ-<br>ment<br>(persons) | Room nights occupied |               |               |                | Room occupancy rates<br>(per cent) |             |             |              |
|--|---------------------|----------------|---------------|------------------------------|----------------------|---------------|---------------|----------------|------------------------------------|-------------|-------------|--------------|
|  |                     |                |               |                              | July                 | Aug.          | Sept.         | Sept.<br>qtr   | July                               | Aug.        | Sept.       | Sept.<br>qtr |
| RICHMOND — TWEED STATISTICAL DIVISION                            |                     |                |               |                              |                      |               |               |                |                                    |             |             |              |
| Ballina (A)  | 26                  | 480            | 1,514         | 164                          | 8,821                | 9,224         | 10,185        | 28,230         | 59.3                               | 62.0        | 70.7        | 63.9         |
| Byron (A)  | 24                  | 393            | 1,380         | 182                          | 5,754                | 4,758         | 7,120         | 17,632         | 47.2                               | 39.1        | 60.4        | 48.8         |
| Casino (A)   | 5                   | 101            | 308           | 37                           | 1,246                | 1,237         | 1,467         | 3,950          | 39.8                               | 39.5        | 48.4        | 42.5         |
| Lismore (C)  | 11                  | 268            | 811           | 79                           | 4,493                | 4,684         | 4,673         | 13,850         | 54.1                               | 56.4        | 58.1        | 56.2         |
| Tweed (A) Parts A & B  | 37                  | 714            | 2,263         | 240                          | 10,999               | 10,808        | 10,937        | 32,744         | 49.7                               | 48.8        | 51.1        | 49.8         |
| Balance  | 4                   | 44             | 133           | 14                           | 619                  | 514           | 623           | 1,756          | 45.4                               | 37.7        | 47.2        | 43.4         |
| <i>Richmond — Tweed (SD)</i>                                     | <i>107</i>          | <i>2,000</i>   | <i>6,409</i>  | <i>716</i>                   | <i>31,932</i>        | <i>31,225</i> | <i>35,005</i> | <i>98,162</i>  | <i>51.5</i>                        | <i>50.4</i> | <i>58.3</i> | <i>53.3</i>  |
| MID-NORTH COAST STATISTICAL DIVISION                             |                     |                |               |                              |                      |               |               |                |                                    |             |             |              |
| Bellingen (A)  | 6                   | 90             | 271           | 38                           | 1,227                | 1,151         | 1,420         | 3,798          | 44.0                               | 41.3        | 52.6        | 45.9         |
| Coffs Harbour (C)  | 53                  | 1,467          | 4,904         | 760                          | 26,290               | 24,436        | 27,588        | 78,314         | 57.8                               | 53.7        | 62.7        | 58.0         |
| Grafton (C)  | 15                  | 315            | 857           | 120                          | 6,003                | 5,576         | 6,144         | 17,723         | 61.5                               | 57.1        | 65.0        | 61.2         |
| Hastings (A)   | 44                  | 941            | 3,041         | 457                          | 16,240               | 14,767        | 16,816        | 47,823         | 55.7                               | 51.3        | 59.7        | 55.5         |
| Kempsey (A)  | 17                  | 373            | 1,098         | 121                          | 5,098                | 4,387         | 4,885         | 14,370         | 44.1                               | 37.9        | 43.7        | 41.9         |
| Maclean (A)  | 13                  | 178            | 621           | 44                           | 2,218                | 2,222         | 2,588         | 7,028          | 40.2                               | 40.3        | 48.5        | 42.9         |
| Nambucca (A)   | 14                  | 241            | 777           | 97                           | 3,304                | 3,400         | 4,045         | 10,749         | 44.2                               | 45.5        | 55.9        | 48.5         |
| Taree, Greater (C)   | 27                  | 460            | 1,415         | 122                          | 7,293                | 7,142         | 8,095         | 22,530         | 51.1                               | 50.1        | 58.7        | 53.2         |
| Balance  | 4                   | 69             | 197           | 44                           | 736                  | 831           | 1,116         | 2,683          | 34.4                               | 38.8        | 53.9        | 42.3         |
| <i>Mid-North Coast (SD)</i>                                      | <i>193</i>          | <i>4,134</i>   | <i>13,181</i> | <i>1,803</i>                 | <i>68,409</i>        | <i>63,912</i> | <i>72,697</i> | <i>205,018</i> | <i>53.4</i>                        | <i>50.0</i> | <i>58.6</i> | <i>54.0</i>  |
| NORTHERN STATISTICAL DIVISION                                    |                     |                |               |                              |                      |               |               |                |                                    |             |             |              |
| Armidale (C)   | 17                  | 425            | 1,364         | 157                          | 8,268                | 7,200         | 8,733         | 24,201         | 62.8                               | 54.6        | 68.5        | 61.9         |
| Dumaresq (A)   | 3                   | 42             | 138           | 12                           | 790                  | 716           | 825           | 2,331          | 60.7                               | 55.0        | 65.5        | 60.3         |
| Glen Innes (A)   | 10                  | 202            | 599           | 78                           | 2,888                | 2,890         | 3,607         | 9,385          | 46.1                               | 46.2        | 59.5        | 50.5         |
| Gunnedah (A)   | 7                   | 140            | 403           | 35                           | 2,370                | 2,758         | 2,463         | 7,591          | 54.6                               | 63.5        | 58.6        | 58.9         |
| Inverell (A) Parts A & B   | 6                   | 131            | 352           | 50                           | 2,035                | 2,050         | 2,256         | 6,341          | 50.1                               | 50.5        | 57.4        | 52.6         |
| Moree Plains (A)   | 17                  | 448            | 1,326         | 103                          | 7,101                | 6,429         | 7,796         | 21,326         | 51.1                               | 46.3        | 58.0        | 51.7         |
| Narrabri (A)   | 11                  | 190            | 582           | 63                           | 3,169                | 3,474         | 3,437         | 10,080         | 53.8                               | 59.0        | 60.3        | 57.7         |
| Tamworth (C)   | 29                  | 759            | 2,419         | 307                          | 12,926               | 13,713        | 13,488        | 40,127         | 54.9                               | 58.3        | 59.2        | 57.5         |
| Tenterfield (A)  | 8                   | 158            | 444           | 55                           | 2,439                | 2,436         | 2,777         | 7,652          | 49.8                               | 49.7        | 58.6        | 52.6         |
| Uralla (A)   | 3                   | 45             | 116           | 17                           | 551                  | 581           | 600           | 1,732          | 39.5                               | 41.6        | 44.4        | 41.8         |
| Balance  | 15                  | 189            | 545           | 57                           | 2,066                | 2,095         | 2,313         | 6,474          | 35.3                               | 35.8        | 40.8        | 37.2         |
| <i>Northern (SD)</i>   | <i>126</i>          | <i>2,729</i>   | <i>8,288</i>  | <i>934</i>                   | <i>44,603</i>        | <i>44,342</i> | <i>48,295</i> | <i>137,240</i> | <i>52.7</i>                        | <i>52.4</i> | <i>59.0</i> | <i>54.7</i>  |
| NORTH WESTERN AND FAR WEST STATISTICAL DIVISIONS                 |                     |                |               |                              |                      |               |               |                |                                    |             |             |              |
| Bogan (A)  | 5                   | 114            | 297           | 33                           | 1,649                | 1,529         | 1,479         | 4,657          | 46.7                               | 43.3        | 43.2        | 44.4         |
| Bourke (A)   | 4                   | 63             | 178           | 17                           | 1,424                | 1,317         | 1,145         | 3,886          | 72.9                               | 67.4        | 60.6        | 67.0         |
| Broken Hill (C)  | 13                  | 322            | 920           | 94                           | 5,919                | 5,519         | 6,703         | 18,141         | 59.3                               | 55.3        | 69.4        | 61.2         |
| Central Darling (A)  | 3                   | 38             | 108           | 13                           | 604                  | 494           | 495           | 1,593          | 51.3                               | 41.9        | 43.4        | 45.6         |
| Cobar (A)  | 7                   | 178            | 514           | 82                           | 2,330                | 2,794         | 2,535         | 7,659          | 42.2                               | 50.6        | 47.5        | 46.8         |
| Coonabarabran (A)  | 11                  | 272            | 923           | 108                          | 5,566                | 4,788         | 6,150         | 16,504         | 66.0                               | 56.8        | 75.4        | 66.0         |
| Coonamble (A)  | 3                   | 51             | 135           | 13                           | 595                  | 782           | 799           | 2,176          | 37.6                               | 49.5        | 52.2        | 46.4         |
| Dubbo (C)  | 32                  | 809            | 2,644         | 428                          | 17,528               | 15,438        | 18,997        | 51,963         | 69.9                               | 61.6        | 78.3        | 69.8         |
| Gilgandra (A)  | 9                   | 148            | 481           | 36                           | 3,131                | 2,422         | 2,922         | 8,475          | 68.2                               | 52.8        | 65.8        | 62.2         |
| Mudgee (A)   | 13                  | 332            | 1,126         | 174                          | 5,470                | 4,451         | 5,612         | 15,533         | 53.1                               | 43.2        | 56.3        | 50.9         |
| Narrromine (A)   | 5                   | 79             | 219           | 42                           | 1,023                | 920           | 1,064         | 3,007          | 41.8                               | 37.6        | 44.9        | 41.4         |
| Walgett (A)  | 7                   | 166            | 469           | 72                           | 2,628                | 2,672         | 2,817         | 8,117          | 51.1                               | 51.9        | 56.6        | 53.1         |
| Wellington (A)   | 5                   | 73             | 212           | 14                           | 1,058                | 986           | 1,079         | 3,123          | 46.8                               | 43.6        | 49.3        | 46.5         |
| Balance  | 6                   | 75             | 209           | 23                           | 1,063                | 1,121         | 1,077         | 3,261          | 45.7                               | 48.2        | 47.9        | 47.3         |
| <i>North Western (SD) and<br/>Far West (SD)</i>                  | <i>123</i>          | <i>2,720</i>   | <i>8,435</i>  | <i>1,149</i>                 | <i>49,988</i>        | <i>45,233</i> | <i>52,874</i> | <i>148,095</i> | <i>59.3</i>                        | <i>53.6</i> | <i>64.8</i> | <i>59.2</i>  |

For footnotes see end of table.



**AND SELECTED STATISTICAL LOCAL AREAS (a), NEW SOUTH WALES, SEPTEMBER QUARTER 1994** ---continued

| <i>Guest nights</i>                                     |                |                |                  | <i>Guest arrivals</i> |               |               |                  | <i>Takings from accommodation (\$'000)</i> |              |              |                  |
|---|----------------|----------------|------------------|-----------------------|---------------|---------------|------------------|--|--------------|--------------|------------------|
| <i>July</i>   | <i>Aug.</i>    | <i>Sept.</i>   | <i>Sept. qtr</i> | <i>July</i>           | <i>Aug.</i>   | <i>Sept.</i>  | <i>Sept. qtr</i> | <i>July</i>                                | <i>Aug.</i>  | <i>Sept.</i> | <i>Sept. qtr</i> |
| <b>RICHMOND --- TWEED STATISTICAL DIVISION</b>          |                |                |                  |                       |               |               |                  |  |              |              |                  |
| 16,109  | 15,775         | 19,483         | 51,367           | 12,614                | 11,969        | 14,604        | 39,187           | 459  | 466          | 539          | 1,464            |
| 13,027  | 9,703          | 16,586         | 39,316           | 7,166                 | 5,599         | 8,698         | 21,463           | 395  | 314          | 532          | 1,241            |
| 2,046   | 1,841          | 2,504          | 6,391            | 1,609                 | 1,281         | 1,729         | 4,619            | 59   | 53           | 67           | 179              |
| 7,252   | 6,913          | 8,054          | 22,219           | 4,533                 | 4,467         | 5,225         | 14,225           | 230  | 199          | 246          | 676              |
| 20,836  | 19,271         | 20,402         | 60,509           | 11,931                | 11,325        | 11,825        | 35,081           | 516  | 486          | 521          | 1,524            |
| 1,175   | 961            | 1,326          | 3,462            | 859                   | 781           | 1,001         | 2,641            | 27   | 21           | 25           | 73               |
| <b>60,445</b>   | <b>54,464</b>  | <b>68,355</b>  | <b>183,264</b>   | <b>38,712</b>         | <b>35,422</b> | <b>43,082</b> | <b>117,216</b>   | <b>1,686</b>                               | <b>1,540</b> | <b>1,931</b> | <b>5,157</b>     |
| <b>MID-NORTH COAST STATISTICAL DIVISION</b>             |                |                |                  |                       |               |               |                  |  |              |              |                  |
| 2,563   | 2,160          | 2,884          | 7,607            | 1,977                 | 1,555         | 1,905         | 5,437            | 66   | 58           | 87           | 211              |
| 59,086  | 50,370         | 63,698         | 173,154          | 29,634                | 26,826        | 32,903        | 89,363           | 1,638                                      | 1,468        | 1,935        | 5,040            |
| 10,537  | 8,565          | 10,028         | 29,130           | 6,628                 | 6,261         | 7,083         | 19,972           | 288  | 245          | 260          | 793              |
| 31,980  | 27,193         | 33,677         | 92,850           | 18,751                | 16,869        | 19,603        | 55,223           | 1,014                                      | 901          | 1,066        | 2,981            |
| 9,896   | 7,785          | 9,835          | 27,516           | 7,809                 | 6,401         | 8,025         | 22,235           | 240  | 192          | 238          | 669              |
| 4,589   | 4,204          | 5,627          | 14,420           | 2,741                 | 2,375         | 3,191         | 8,307            | 105  | 98           | 126          | 330              |
| 6,214   | 6,178          | 7,767          | 20,159           | 4,330                 | 4,274         | 5,216         | 13,820           | 154  | 149          | 194          | 496              |
| 14,129  | 13,390         | 16,434         | 43,953           | 10,752                | 9,858         | 12,730        | 33,340           | 355  | 334          | 399          | 1,088            |
| 1,472   | 1,610          | 2,231          | 5,313            | 205                   | 302           | 337           | 844              | 87   | 103          | 151          | 341              |
| <b>140,466</b>  | <b>121,455</b> | <b>152,181</b> | <b>414,102</b>   | <b>82,827</b>         | <b>74,721</b> | <b>90,993</b> | <b>248,541</b>   | <b>3,946</b>                               | <b>3,549</b> | <b>4,456</b> | <b>11,950</b>    |
| <b>NORTHERN STATISTICAL DIVISION</b>                    |                |                |                  |                       |               |               |                  |  |              |              |                  |
| 14,380  | 11,769         | 16,256         | 42,405           | 10,376                | 8,388         | 11,490        | 30,254           | 517  | 421          | 540          | 1,478            |
| 1,468   | 1,356          | 1,608          | 4,432            | 1,212                 | 1,024         | 1,269         | 3,505            | 40   | 40           | 46           | 126              |
| 5,072   | 4,598          | 6,467          | 16,137           | 4,655                 | 4,232         | 5,755         | 14,642           | 167  | 160          | 209          | 536              |
| 4,305   | 4,810          | 4,531          | 13,646           | 3,442                 | 3,247         | 3,448         | 10,137           | 121  | 162          | 132          | 415              |
| 3,241   | 2,992          | 3,589          | 9,822            | 2,418                 | 2,212         | 2,605         | 7,235            | 104  | 101          | 120          | 325              |
| 13,171  | 10,862         | 15,170         | 39,203           | 9,414                 | 7,693         | 10,717        | 27,824           | 340  | 307          | 372          | 1,019            |
| 5,505   | 5,286          | 5,955          | 16,746           | 4,884                 | 4,627         | 5,240         | 14,751           | 178  | 176          | 180          | 534              |
| 24,592  | 23,467         | 25,207         | 73,266           | 18,331                | 16,270        | 18,942        | 53,543           | 823  | 863          | 842          | 2,528            |
| 4,408   | 4,033          | 4,887          | 13,328           | 4,061                 | 3,532         | 4,211         | 11,804           | 109  | 111          | 133          | 353              |
| 916   | 1,180          | 1,039          | 3,135            | 768                   | 1,016         | 900           | 2,684            | 19   | 19           | 21           | 59               |
| 3,602   | 3,536          | 4,158          | 11,296           | 2,569                 | 2,596         | 2,969         | 8,134            | 87   | 88           | 100          | 275              |
| <b>80,660</b>   | <b>73,889</b>  | <b>88,867</b>  | <b>243,416</b>   | <b>62,130</b>         | <b>54,837</b> | <b>67,546</b> | <b>184,513</b>   | <b>2,507</b>                               | <b>2,447</b> | <b>2,694</b> | <b>7,648</b>     |
| <b>NORTH WESTERN AND FAR WEST STATISTICAL DIVISIONS</b> |                |                |                  |                       |               |               |                  |  |              |              |                  |
| 2,711   | 2,320          | 2,385          | 7,416            | 2,287                 | 2,122         | 2,103         | 6,512            | 87   | 74           | 77           | 238              |
| 2,444   | 2,051          | 1,997          | 6,492            | 1,923                 | 1,556         | 1,508         | 4,987            | 75   | 69           | 62           | 205              |
| 10,845  | 9,401          | 12,037         | 32,283           | 6,708                 | 5,752         | 7,571         | 20,031           | 382  | 341          | 396          | 1,120            |
| 1,046   | 887            | 988            | 2,921            | 865                   | 723           | 906           | 2,494            | 29   | 26           | 26           | 81               |
| 3,699   | 4,092          | 4,004          | 11,795           | 2,934                 | 3,364         | 3,304         | 9,602            | 124  | 137          | 145          | 406              |
| 13,851  | 10,002         | 15,249         | 39,102           | 12,201                | 9,029         | 13,710        | 34,940           | 328  | 262          | 356          | 946              |
| 981   | 1,112          | 1,097          | 3,190            | 821                   | 772           | 772           | 2,365            | 26   | 32           | 32           | 90               |
| 37,818  | 27,715         | 40,753         | 106,286          | 28,633                | 20,388        | 29,383        | 78,404           | 1,129                                      | 919          | 1,254        | 3,302            |
| 6,999   | 4,859          | 7,010          | 18,868           | 6,719                 | 4,752         | 6,823         | 18,294           | 142  | 109          | 136          | 387              |
| 10,590  | 7,684          | 10,533         | 28,807           | 6,930                 | 5,206         | 6,882         | 19,018           | 364  | 296          | 370          | 1,029            |
| 1,913   | 1,630          | 2,004          | 5,547            | 1,511                 | 1,285         | 1,604         | 4,400            | 41   | 38           | 41           | 120              |
| 4,581   | 4,394          | 4,826          | 13,801           | 3,020                 | 3,160         | 3,287         | 9,467            | 149  | 150          | 154          | 454              |
| 1,910   | 1,715          | 2,042          | 5,667            | 1,386                 | 1,219         | 1,380         | 3,985            | 49   | 44           | 50           | 144              |
| 1,696   | 1,717          | 1,705          | 5,118            | 1,335                 | 1,234         | 1,268         | 3,837            | 49   | 50           | 53           | 152              |
| <b>101,084</b>  | <b>79,579</b>  | <b>106,630</b> | <b>287,293</b>   | <b>77,273</b>         | <b>60,562</b> | <b>80,501</b> | <b>218,336</b>   | <b>2,975</b>                               | <b>2,548</b> | <b>3,151</b> | <b>8,674</b>     |

TABLE 8—HOTELS, MOTELS AND GUEST HOUSES WITH FACILITIES: STATISTICAL DIVISIONS

| Statistical Divisions<br>and selected<br>Statistical Local Areas | Establish-<br>ments | Guest<br>rooms | Bed<br>spaces  | Employ-<br>ment<br>(persons) | Room nights occupied |                |                  |                  | Room occupancy rates<br>(per cent) |             |             |              |
|--|---------------------|----------------|----------------|------------------------------|----------------------|----------------|------------------|------------------|------------------------------------|-------------|-------------|--------------|
|  |                     |                |                |                              | July                 | Aug.           | Sept.            | Sept.<br>qtr     | July                               | Aug.        | Sept.       | Sept.<br>qtr |
| <b>CENTRAL WEST STATISTICAL DIVISION</b>                         |                     |                |                |                              |                      |                |                  |                  |                                    |             |             |              |
| Bathurst (C)   | 13                  | 384            | 1,149          | 178                          | 5,235                | 5,425          | 7,514            | 18,174           | 44.0                               | 45.6        | 65.2        | 51.4         |
| Bland (A)  | 13                  | 273            | 873            | 73                           | 4,233                | 3,783          | 4,265            | 12,281           | 50.0                               | 44.7        | 52.1        | 48.9         |
| Cabonne (A) Parts A, B & C                                       | 3                   | 36             | 111            | 9                            | 365                  | 357            | 422              | 1,144            | 32.7                               | 32.0        | 39.1        | 34.5         |
| Cowra (A)  | 10                  | 182            | 529            | 92                           | 2,674                | 2,857          | 3,441            | 8,972            | 47.4                               | 50.6        | 63.0        | 53.6         |
| Forbes (A)   | 7                   | 155            | 422            | 53                           | 2,445                | 2,455          | 2,869            | 7,769            | 50.9                               | 51.1        | 61.7        | 54.5         |
| Lachlan (A)  | 5                   | 69             | 180            | 18                           | 828                  | 826            | 978              | 2,632            | 38.7                               | 38.6        | 47.2        | 41.5         |
| Lithgow, Greater (C)   | 6                   | 147            | 442            | 61                           | 2,611                | 2,268          | 2,770            | 7,649            | 57.3                               | 49.8        | 62.8        | 56.6         |
| Oberon (A)   | 5                   | 111            | 382            | 108                          | 1,986                | 1,397          | 1,608            | 4,991            | 57.7                               | 40.6        | 48.3        | 48.9         |
| Orange (C)   | 11                  | 426            | 1,251          | 247                          | 6,524                | 6,447          | 8,274            | 21,245           | 49.4                               | 48.8        | 64.7        | 54.2         |
| Parkes (A)   | 14                  | 279            | 839            | 96                           | 5,552                | 5,038          | 5,698            | 16,288           | 64.2                               | 58.2        | 68.1        | 63.5         |
| Balance  | 3                   | 54             | 160            | 11                           | 479                  | 540            | 765              | 1,784            | 28.6                               | 32.3        | 47.2        | 35.9         |
| <i>Central West (SD)</i>   | <i>90</i>           | <i>2,116</i>   | <i>6,338</i>   | <i>946</i>                   | <i>32,932</i>        | <i>31,393</i>  | <i>38,604</i>    | <i>102,929</i>   | <i>50.2</i>                        | <i>47.9</i> | <i>60.8</i> | <i>52.9</i>  |
| <b>SOUTH EASTERN STATISTICAL DIVISION</b>                        |                     |                |                |                              |                      |                |                  |                  |                                    |             |             |              |
| Bega Valley (A)  | 42                  | 831            | 2,593          | 270                          | 8,006                | 7,994          | 10,005           | 26,005           | 31.1                               | 31.1        | 40.1        | 34.1         |
| Cooma — Monaro (A)   | 15                  | 370            | 1,155          | 94                           | 5,689                | 5,302          | 4,303            | 15,294           | 49.6                               | 46.2        | 38.8        | 44.9         |
| Eurobodalla (A)  | 38                  | 761            | 2,334          | 234                          | 7,296                | 7,691          | 9,807            | 24,794           | 30.9                               | 32.6        | 43.0        | 35.4         |
| Goulburn (C)   | 14                  | 387            | 1,031          | 137                          | 5,782                | 5,965          | 6,909            | 18,656           | 48.2                               | 49.7        | 59.5        | 52.4         |
| Queanbeyan (C)   | 17                  | 510            | 1,506          | 157                          | 7,966                | 7,330          | 10,371           | 25,667           | 50.4                               | 46.4        | 67.8        | 54.7         |
| Snowy River (A) (b)  | 63                  | 1,815          | 7,153          | 817                          | 36,232               | 42,209         | 35,953           | 114,394          | 64.4                               | 75.0        | 66.0        | 68.5         |
| Tallaganda (A)   | 4                   | 41             | 134            | 14                           | 419                  | 263            | 419              | 1,101            | 33.0                               | 20.7        | 34.1        | 29.2         |
| Yass (A)   | 9                   | 199            | 602            | 65                           | 3,162                | 2,573          | 2,998            | 8,733            | 51.3                               | 41.7        | 50.2        | 47.7         |
| Young (A)  | 6                   | 108            | 287            | 40                           | 1,128                | 1,473          | 1,583            | 4,184            | 33.7                               | 44.0        | 48.9        | 42.1         |
| Balance  | 14                  | 338            | 1,180          | 145                          | 4,273                | 3,858          | 5,183            | 13,314           | 40.8                               | 36.8        | 51.1        | 42.8         |
| <i>South Eastern (SD)</i>  | <i>222</i>          | <i>5,360</i>   | <i>17,975</i>  | <i>1,973</i>                 | <i>79,953</i>        | <i>84,658</i>  | <i>87,531</i>    | <i>252,142</i>   | <i>48.1</i>                        | <i>51.0</i> | <i>54.4</i> | <i>51.1</i>  |
| <b>MURRUMBIDGEE STATISTICAL DIVISION</b>                         |                     |                |                |                              |                      |                |                  |                  |                                    |             |             |              |
| Cootamundra (A)  | 4                   | 80             | 215            | 29                           | 879                  | 972            | 1,261            | 3,112            | 35.4                               | 39.2        | 52.5        | 42.3         |
| Griffith (C)   | 9                   | 259            | 737            | 85                           | 4,090                | 4,188          | 4,647            | 12,925           | 50.9                               | 52.2        | 59.8        | 54.2         |
| Gundagai (A)   | 6                   | 111            | 351            | 36                           | 2,424                | 2,075          | 2,369            | 6,868            | 70.4                               | 60.3        | 71.1        | 67.3         |
| Hay (A)  | 7                   | 147            | 439            | 54                           | 2,325                | 2,089          | 2,548            | 6,962            | 51.0                               | 45.8        | 57.8        | 51.5         |
| Leeton (A)   | 3                   | 90             | 239            | 29                           | 1,083                | 998            | 1,230            | 3,311            | 38.8                               | 35.8        | 45.6        | 40.0         |
| Narrandera (A)   | 11                  | 239            | 746            | 67                           | 3,012                | 3,069          | 3,596            | 9,677            | 40.7                               | 41.4        | 50.2        | 44.0         |
| Temora (A)   | 4                   | 47             | 126            | 20                           | 484                  | 559            | 716              | 1,759            | 33.2                               | 38.4        | 50.8        | 40.7         |
| Tumut (A)  | 9                   | 182            | 590            | 57                           | 1,778                | 1,823          | 2,249            | 5,850            | 31.5                               | 32.3        | 41.2        | 34.9         |
| Wagga Wagga (C)  | 26                  | 758            | 2,237          | 336                          | 11,670               | 12,263         | 14,677           | 38,610           | 49.7                               | 52.2        | 64.5        | 55.4         |
| Balance  | 10                  | 112            | 333            | 38                           | 1,468                | 1,313          | 1,475            | 4,256            | 42.3                               | 37.8        | 43.9        | 41.3         |
| <i>Murrumbidgee (SD)</i>   | <i>89</i>           | <i>2,025</i>   | <i>6,013</i>   | <i>751</i>                   | <i>29,213</i>        | <i>29,349</i>  | <i>34,768</i>    | <i>93,330</i>    | <i>46.5</i>                        | <i>46.8</i> | <i>57.2</i> | <i>50.1</i>  |
| <b>MURRAY STATISTICAL DIVISION</b>                               |                     |                |                |                              |                      |                |                  |                  |                                    |             |             |              |
| Albury (C)   | 40                  | 1,378          | 4,067          | 519                          | 19,870               | 18,159         | 22,118           | 60,147           | 46.5                               | 42.5        | 53.5        | 47.4         |
| Balranald (A)  | 7                   | 105            | 335            | 23                           | 1,282                | 1,320          | 1,665            | 4,267            | 39.4                               | 40.6        | 52.9        | 44.2         |
| Berrigan (A)   | 24                  | 445            | 1,389          | 130                          | 4,118                | 4,667          | 4,997            | 13,782           | 29.9                               | 33.8        | 37.4        | 33.7         |
| Corowa (A)   | 23                  | 434            | 1,418          | 144                          | 4,476                | 4,279          | 5,883            | 14,638           | 33.3                               | 31.8        | 45.2        | 36.7         |
| Deniliquin (A)   | 11                  | 210            | 694            | 60                           | 2,553                | 3,007          | 3,285            | 8,845            | 39.2                               | 46.2        | 52.1        | 45.8         |
| Holbrook (A)   | 7                   | 111            | 337            | 24                           | 1,591                | 1,362          | 1,726            | 4,679            | 46.2                               | 39.6        | 51.8        | 45.8         |
| Hume (A)   | 4                   | 190            | 712            | 55                           | 1,218                | 762            | 1,795            | 3,775            | 20.7                               | 12.9        | 31.5        | 21.6         |
| Jerilderie (A)   | 5                   | 53             | 152            | 28                           | 733                  | 669            | 832              | 2,234            | 44.6                               | 40.7        | 52.3        | 45.8         |
| Murray (A)   | 10                  | 278            | 1,054          | 123                          | 5,009                | 4,301          | 4,807            | 14,117           | 58.1                               | 49.9        | 57.6        | 55.2         |
| Wakool (A)   | 10                  | 189            | 568            | 48                           | 2,607                | 2,852          | 3,009            | 8,468            | 44.5                               | 48.7        | 53.1        | 48.7         |
| Wentworth (A)  | 10                  | 205            | 616            | 53                           | 3,494                | 3,152          | 3,500            | 10,146           | 55.0                               | 49.6        | 56.9        | 53.8         |
| Balance  | 3                   | 55             | 167            | 21                           | 528                  | 553            | 578              | 1,659            | 31.0                               | 32.4        | 35.0        | 32.8         |
| <i>Murray (SD)</i>   | <i>154</i>          | <i>3,653</i>   | <i>11,509</i>  | <i>1,228</i>                 | <i>47,479</i>        | <i>45,083</i>  | <i>54,195</i>    | <i>146,757</i>   | <i>41.9</i>                        | <i>39.8</i> | <i>49.5</i> | <i>43.7</i>  |
| <b>NEW SOUTH WALES</b>   |                     |                |                |                              |                      |                |                  |                  |                                    |             |             |              |
| <i>NEW SOUTH WALES</i>   | <i>1,722</i>        | <i>56,891</i>  | <i>165,191</i> | <i>31,350</i>                | <i>973,132</i>       | <i>971,260</i> | <i>1,046,295</i> | <i>2,990,687</i> | <i>55.2</i>                        | <i>55.1</i> | <i>61.3</i> | <i>57.2</i>  |

(a) Statistical Local Areas are not shown separately in this table when data for them are confidential or nil. Data for these are aggregated and shown as the Balance of the particular Statistical Division. (b) Snow field resorts are included continuously as capacity (potentially) available irrespective of any off-season closures. The average occupancy rates of establishments in Snowy River (S) actually remaining open during the snow fields off season, therefore, are significantly higher than the overall rates published.

## AND SELECTED STATISTICAL LOCAL AREAS (a), NEW SOUTH WALES, SEPTEMBER QUARTER 1994 —continued

| Guest nights                       |           |           |           | Guest arrivals |         |           |           | Takings from accommodation (\$'000) |        |        |           |
|------------------------------------|-----------|-----------|-----------|----------------|---------|-----------|-----------|-------------------------------------|--------|--------|-----------|
| July                               | Aug.      | Sept.     | Sept. qtr | July           | Aug.    | Sept.     | Sept. qtr | July                                | Aug.   | Sept.  | Sept. qtr |
| CENTRAL WEST STATISTICAL DIVISION  |           |           |           |                |         |           |           |                                     |        |        |           |
| 9,604                              | 8,766     | 12,794    | 31,164    | 6,805          | 6,375   | 8,082     | 21,262    | 350                                 | 350    | 583    | 1,284     |
| 8,868                              | 7,113     | 8,746     | 24,727    | 8,045          | 6,384   | 7,932     | 22,361    | 231                                 | 193    | 223    | 647       |
| 540                                | 552       | 730       | 1,822     | 369            | 381     | 469       | 1,219     | 18                                  | 18     | 20     | 56        |
| 4,729                              | 4,817     | 6,328     | 15,874    | 3,911          | 3,836   | 5,133     | 12,880    | 147                                 | 158    | 187    | 492       |
| 4,431                              | 3,974     | 5,263     | 13,668    | 4,102          | 3,723   | 4,816     | 12,641    | 140                                 | 137    | 165    | 442       |
| 1,227                              | 1,207     | 1,545     | 3,979     | 808            | 904     | 1,071     | 2,783     | 38                                  | 37     | 44     | 119       |
| 3,885                              | 3,284     | 4,076     | 11,245    | 2,475          | 2,120   | 2,542     | 7,137     | 132                                 | 111    | 131    | 374       |
| 3,957                              | 2,394     | 3,107     | 9,458     | 1,734          | 1,122   | 1,565     | 4,421     | 159                                 | 99     | 116    | 373       |
| 9,966                              | 9,442     | 13,486    | 32,894    | 6,739          | 6,580   | 8,821     | 22,140    | 380                                 | 373    | 511    | 1,263     |
| 10,456                             | 8,543     | 10,702    | 29,701    | 8,599          | 6,809   | 8,860     | 24,268    | 280                                 | 244    | 285    | 809       |
| 769                                | 826       | 1,350     | 2,945     | 614            | 616     | 925       | 2,155     | 24                                  | 26     | 38     | 88        |
| 58,432                             | 50,918    | 68,127    | 177,477   | 44,201         | 38,850  | 50,216    | 133,267   | 1,899                               | 1,746  | 2,302  | 5,947     |
| SOUTH EASTERN STATISTICAL DIVISION |           |           |           |                |         |           |           |                                     |        |        |           |
| 14,702                             | 13,699    | 18,351    | 46,752    | 9,507          | 8,692   | 11,375    | 29,574    | 403                                 | 405    | 511    | 1,319     |
| 11,973                             | 12,403    | 9,509     | 33,885    | 8,601          | 9,262   | 6,759     | 24,622    | 342                                 | 332    | 310    | 983       |
| 13,326                             | 13,019    | 17,295    | 43,640    | 9,380          | 9,225   | 11,752    | 30,357    | 394                                 | 398    | 491    | 1,284     |
| 10,739                             | 10,343    | 13,574    | 34,656    | 8,922          | 8,414   | 10,847    | 28,183    | 321                                 | 333    | 389    | 1,043     |
| 13,710                             | 11,500    | 18,071    | 43,281    | 7,901          | 7,278   | 10,484    | 25,663    | 434                                 | 398    | 562    | 1,393     |
| 112,700                            | 132,100   | 110,561   | 355,361   | 38,506         | 44,807  | 35,655    | 118,968   | 5,512                               | 6,888  | 5,509  | 17,909    |
| 894                                | 520       | 838       | 2,252     | 729            | 473     | 710       | 1,912     | 22                                  | 12     | 21     | 55        |
| 5,971                              | 4,396     | 5,926     | 16,293    | 4,952          | 3,393   | 4,721     | 13,066    | 184                                 | 142    | 170    | 497       |
| 1,673                              | 2,027     | 2,515     | 6,215     | 1,357          | 1,549   | 1,993     | 4,899     | 58                                  | 73     | 81     | 212       |
| 6,916                              | 6,175     | 8,152     | 21,243    | 5,225          | 4,405   | 3,716     | 13,346    | 235                                 | 196    | 281    | 712       |
| 192,604                            | 206,182   | 204,792   | 603,578   | 95,080         | 97,498  | 98,012    | 290,590   | 7,904                               | 9,178  | 8,324  | 25,407    |
| MURRUMBIDGEE STATISTICAL DIVISION  |           |           |           |                |         |           |           |                                     |        |        |           |
| 1,499                              | 1,530     | 2,198     | 5,227     | 1,289          | 1,284   | 1,784     | 4,357     | 53                                  | 57     | 73     | 183       |
| 5,894                              | 5,629     | 6,872     | 18,395    | 4,162          | 3,742   | 4,874     | 12,778    | 236                                 | 225    | 266    | 726       |
| 4,894                              | 3,936     | 4,866     | 13,696    | 4,406          | 3,586   | 4,558     | 12,550    | 127                                 | 107    | 125    | 359       |
| 4,435                              | 3,543     | 4,619     | 12,597    | 4,091          | 3,305   | 4,319     | 11,715    | 125                                 | 109    | 138    | 371       |
| 1,679                              | 1,547     | 1,903     | 5,129     | 974            | 812     | 955       | 2,741     | 53                                  | 51     | 60     | 163       |
| 5,978                              | 5,471     | 7,213     | 18,662    | 5,400          | 5,002   | 6,335     | 16,737    | 148                                 | 145    | 177    | 470       |
| 869                                | 953       | 1,399     | 3,221     | 692            | 730     | 768       | 2,190     | 24                                  | 27     | 32     | 83        |
| 2,810                              | 2,583     | 3,171     | 8,564     | 1,720          | 1,517   | 1,966     | 5,203     | 103                                 | 96     | 118    | 317       |
| 18,597                             | 17,830    | 22,259    | 58,686    | 12,797         | 11,873  | 14,813    | 39,483    | 751                                 | 793    | 945    | 2,489     |
| 2,231                              | 1,955     | 2,323     | 6,509     | 1,509          | 1,380   | 1,692     | 4,581     | 63                                  | 57     | 65     | 186       |
| 48,886                             | 44,977    | 56,823    | 150,686   | 37,040         | 33,231  | 42,064    | 112,335   | 1,684                               | 1,666  | 1,998  | 5,348     |
| MURRAY STATISTICAL DIVISION        |           |           |           |                |         |           |           |                                     |        |        |           |
| 34,967                             | 29,298    | 39,277    | 103,542   | 22,556         | 19,413  | 25,700    | 67,669    | 1,250                               | 1,142  | 1,414  | 3,806     |
| 2,646                              | 2,273     | 3,222     | 8,141     | 2,214          | 1,766   | 2,707     | 6,687     | 65                                  | 64     | 84     | 213       |
| 7,960                              | 8,700     | 9,874     | 26,534    | 5,474          | 5,859   | 6,411     | 17,744    | 221                                 | 243    | 266    | 730       |
| 8,810                              | 8,129     | 12,243    | 29,182    | 5,119          | 4,901   | 6,893     | 16,913    | 257                                 | 240    | 317    | 814       |
| 4,323                              | 4,990     | 5,329     | 14,642    | 3,059          | 3,637   | 4,107     | 10,803    | 131                                 | 147    | 151    | 429       |
| 3,169                              | 2,505     | 3,680     | 9,354     | 2,606          | 2,027   | 3,017     | 7,650     | 75                                  | 64     | 81     | 220       |
| 1,935                              | 1,263     | 3,660     | 6,858     | 1,467          | 861     | 2,634     | 4,962     | 66                                  | 41     | 109    | 216       |
| 1,488                              | 1,228     | 1,736     | 4,452     | 1,398          | 1,121   | 1,526     | 4,045     | 30                                  | 29     | 37     | 96        |
| 10,273                             | 8,134     | 10,974    | 29,381    | 6,235          | 5,150   | 6,581     | 17,966    | 350                                 | 294    | 349    | 993       |
| 5,207                              | 5,624     | 5,944     | 16,775    | 3,402          | 3,863   | 3,523     | 10,788    | 135                                 | 147    | 158    | 439       |
| 6,749                              | 6,034     | 6,863     | 19,646    | 4,141          | 3,393   | 3,882     | 11,416    | 137                                 | 125    | 138    | 400       |
| 865                                | 917       | 1,255     | 3,037     | 686            | 812     | 919       | 2,417     | 25                                  | 29     | 32     | 87        |
| 88,392                             | 79,095    | 104,057   | 271,544   | 58,357         | 52,803  | 67,900    | 179,060   | 2,742                               | 2,565  | 3,135  | 8,442     |
| NEW SOUTH WALES                    |           |           |           |                |         |           |           |                                     |        |        |           |
| 1,784,921                          | 1,688,711 | 1,905,467 | 5,379,099 | 978,839        | 914,297 | 1,043,941 | 2,937,077 | 84,469                              | 84,554 | 91,997 | 261,020   |

TABLE 9 — HOLIDAY FLATS, UNITS AND HOUSES BY STATISTICAL DIVISION,  
NEW SOUTH WALES

| Particulars                               | Sydney (SD)        |                        |       | Hunter (SD)        |                        |        | Illawarra (SD)     |                        |       | Richmond - Tweed (SD) |                        |       |
|---|--------------------|------------------------|-------|--------------------|------------------------|--------|--------------------|------------------------|-------|-----------------------|------------------------|-------|
|   | Real estate agents | Other letting entities | Total | Real estate agents | Other letting entities | Total  | Real estate agents | Other letting entities | Total | Real estate agents    | Other letting entities | Total |
| LETTING ENTITIES, CAPACITY AND EMPLOYMENT |                    |                        |       |                    |                        |        |                    |                        |       |                       |                        |       |
| September quarter 1993—                   |                    |                        |       |                    |                        |        |                    |                        |       |                       |                        |       |
| Letting entities                          | 18                 | 45                     | 63    | 21                 | 12                     | 33     | 14                 | 15                     | 29    | 23                    | 23                     | 46    |
| Flats, units and houses                   |                    |                        |       |                    |                        |        |                    |                        |       |                       |                        |       |
| Single bedroom                            | 64                 | 773                    | 837   | 82                 | 13                     | 95     | 26                 | 53                     | 79    | 30                    | 55                     | 85    |
| Multiple bedroom                          | 834                | 429                    | 1,263 | 1,726              | 96                     | 1,822  | 492                | 86                     | 578   | 605                   | 214                    | 819   |
| Total flats, units and houses             | 898                | 1,202                  | 2,100 | 1,808              | 109                    | 1,917  | 518                | 139                    | 657   | 635                   | 269                    | 904   |
| Bed spaces                                | 4,839              | 4,215                  | 9,054 | 8,677              | 569                    | 9,246  | 2,828              | 682                    | 3,510 | 3,144                 | 1,207                  | 4,351 |
| Employment (persons) (a)                  | --                 | 254                    | 254   | --                 | 27                     | 27     | --                 | 39                     | 39    | --                    | 78                     | 78    |
| September quarter 1994—                   |                    |                        |       |                    |                        |        |                    |                        |       |                       |                        |       |
| Letting entities                          | 17                 | 43                     | 60    | 23                 | 11                     | 34     | 14                 | 15                     | 29    | 26                    | 22                     | 48    |
| Flats, units and houses                   |                    |                        |       |                    |                        |        |                    |                        |       |                       |                        |       |
| Single bedroom                            | 52                 | 757                    | 809   | 86                 | 11                     | 97     | 21                 | 54                     | 75    | 41                    | 78                     | 119   |
| Multiple bedroom                          | 859                | 440                    | 1,299 | 1,854              | 80                     | 1,934  | 510                | 83                     | 593   | 651                   | 215                    | 866   |
| Total flats, units and houses             | 911                | 1,197                  | 2,108 | 1,940              | 91                     | 2,031  | 531                | 137                    | 668   | 692                   | 293                    | 985   |
| Bed spaces                                | 4,998              | 4,191                  | 9,189 | 9,564              | 471                    | 10,035 | 2,940              | 624                    | 3,564 | 3,431                 | 1,338                  | 4,769 |
| Employment (persons) (a)                  | --                 | 231                    | 231   | --                 | 33                     | 33     | --                 | 44                     | 44    | --                    | 79                     | 79    |
| UNIT NIGHTS OCCUPIED ('000)               |                    |                        |       |                    |                        |        |                    |                        |       |                       |                        |       |
| September quarter 1993                    | 14.5               | 69.5                   | 84.0  | 43.2               | 4.3                    | 47.6   | 4.4                | 3.6                    | 8.0   | 29.0                  | 14.2                   | 43.2  |
| 1994—                                     |                    |                        |       |                    |                        |        |                    |                        |       |                       |                        |       |
| July                                      | 4.8                | 24.7                   | 29.5  | 17.6               | 1.6                    | 19.2   | 1.7                | 1.2                    | 2.8   | 11.2                  | 4.3                    | 15.4  |
| August                                    | 3.1                | 24.6                   | 27.7  | 14.5               | 1.4                    | 15.9   | 1.3                | 0.9                    | 2.3   | 10.7                  | 4.2                    | 14.9  |
| September                                 | 5.5                | 26.6                   | 32.1  | 18.3               | 1.5                    | 19.8   | 3.3                | 1.4                    | 4.7   | 10.0                  | 4.9                    | 15.0  |
| September quarter 1994                    | 13.4               | 75.9                   | 89.3  | 50.4               | 4.5                    | 54.9   | 6.3                | 3.5                    | 9.8   | 31.9                  | 13.4                   | 45.3  |
| UNIT OCCUPANCY RATES (per cent)           |                    |                        |       |                    |                        |        |                    |                        |       |                       |                        |       |
| September quarter 1993                    | 17.5               | 63.2                   | 43.6  | 26.0               | 43.3                   | 27.0   | 9.2                | 28.1                   | 13.2  | 49.7                  | 57.3                   | 52.0  |
| 1994—                                     |                    |                        |       |                    |                        |        |                    |                        |       |                       |                        |       |
| July                                      | 16.9               | 66.6                   | 45.1  | 29.2               | 58.3                   | 30.5   | 10.1               | 27.7                   | 13.7  | 52.0                  | 47.1                   | 50.5  |
| August                                    | 11.1               | 66.2                   | 42.4  | 24.1               | 48.5                   | 25.2   | 8.2                | 23.4                   | 11.1  | 50.0                  | 46.2                   | 48.9  |
| September                                 | 20.2               | 74.0                   | 50.7  | 31.4               | 55.6                   | 32.5   | 20.4               | 34.2                   | 23.3  | 48.3                  | 56.0                   | 50.6  |
| September quarter 1994                    | 16.0               | 68.9                   | 46.0  | 28.2               | 54.1                   | 29.4   | 12.8               | 28.5                   | 16.0  | 50.1                  | 49.7                   | 50.0  |
| UNIT LETTINGS ('000)                      |                    |                        |       |                    |                        |        |                    |                        |       |                       |                        |       |
| September quarter 1993                    | 2.0                | 15.8                   | 17.8  | 5.6                | 1.1                    | 6.7    | 0.7                | 1.0                    | 1.7   | 2.7                   | 2.4                    | 5.0   |
| 1994—                                     |                    |                        |       |                    |                        |        |                    |                        |       |                       |                        |       |
| July                                      | 0.8                | 5.8                    | 6.5   | 2.1                | 0.4                    | 2.5    | 0.3                | 0.3                    | 0.6   | 1.0                   | 0.9                    | 1.9   |
| August                                    | 0.5                | 5.9                    | 6.4   | 1.7                | 0.3                    | 2.0    | 0.3                | 0.2                    | 0.5   | 0.8                   | 0.9                    | 1.7   |
| September                                 | 0.8                | 6.4                    | 7.3   | 2.7                | 0.4                    | 3.0    | 0.5                | 0.4                    | 0.9   | 1.0                   | 1.0                    | 2.0   |
| September quarter 1994                    | 2.1                | 18.1                   | 20.2  | 6.5                | 1.0                    | 7.5    | 1.1                | 1.0                    | 2.1   | 2.8                   | 2.8                    | 5.6   |
| AVERAGE LENGTH OF STAY (days)             |                    |                        |       |                    |                        |        |                    |                        |       |                       |                        |       |
| September quarter 1993                    | 7.4                | 4.4                    | 4.7   | 7.7                | 3.9                    | 7.1    | 6.6                | 3.6                    | 4.8   | 10.9                  | 6.0                    | 8.6   |
| 1994—                                     |                    |                        |       |                    |                        |        |                    |                        |       |                       |                        |       |
| July                                      | 6.2                | 4.3                    | 4.5   | 8.2                | 4.4                    | 7.6    | 5.6                | 4.0                    | 4.8   | 11.4                  | 4.7                    | 8.1   |
| August                                    | 6.5                | 4.2                    | 4.3   | 8.8                | 4.3                    | 8.1    | 5.1                | 3.7                    | 4.4   | 13.9                  | 4.5                    | 8.8   |
| September                                 | 6.7                | 4.1                    | 4.4   | 6.9                | 4.3                    | 6.6    | 6.2                | 3.3                    | 4.9   | 9.9                   | 5.2                    | 7.6   |
| September quarter 1994                    | 6.5                | 4.2                    | 4.4   | 7.8                | 4.3                    | 7.3    | 5.8                | 3.6                    | 4.8   | 11.6                  | 4.8                    | 8.1   |
| TAKINGS FROM ACCOMMODATION (\$'000)       |                    |                        |       |                    |                        |        |                    |                        |       |                       |                        |       |
| September quarter 1993                    | 752                | 6,215                  | 6,967 | 1,351              | 276                    | 1,626  | 198                | 207                    | 405   | 1,025                 | 750                    | 1,775 |
| 1994—                                     |                    |                        |       |                    |                        |        |                    |                        |       |                       |                        |       |
| July                                      | 231                | 2,309                  | 2,540 | 569                | 119                    | 687    | 71                 | 69                     | 140   | 345                   | 244                    | 589   |
| August                                    | 140                | 2,336                  | 2,476 | 422                | 107                    | 529    | 54                 | 56                     | 110   | 325                   | 226                    | 551   |
| September                                 | 302                | 2,592                  | 2,894 | 724                | 115                    | 839    | 159                | 90                     | 249   | 448                   | 352                    | 800   |
| September quarter 1994                    | 672                | 7,237                  | 7,909 | 1,715              | 340                    | 2,055  | 285                | 214                    | 499   | 1,118                 | 822                    | 1,940 |

For footnotes see end of table.

**TABLE 9—HOLIDAY FLATS, UNITS AND HOUSES BY STATISTICAL DIVISION,  
NEW SOUTH WALES—continued**

| Particulars                               | Mid - North Coast (SD) |                        |              | South Eastern (SD) |                        |              | Murray (SD) | Balance     | New South Wales    |                        |               |
|---|------------------------|------------------------|--------------|--------------------|------------------------|--------------|-------------|-------------|--------------------|------------------------|---------------|
|   | Real estate agents     | Other letting entities | Total        | Real estate agents | Other letting entities | Total        | Total       | Total       | Real estate agents | Other letting entities | Total         |
| LETTING ENTITIES, CAPACITY AND EMPLOYMENT |                        |                        |              |                    |                        |              |             |             |                    |                        |               |
| <i>September quarter 1993—</i>            |                        |                        |              |                    |                        |              |             |             |                    |                        |               |
| Letting entities                          | 27                     | 67                     | 94           | 23                 | 97                     | 120          | 18          | 9           | 126                | 286                    | 412           |
| Flats, units and houses                   |                        |                        |              |                    |                        |              |             |             |                    |                        |               |
| Single bedroom                            | 93                     | 269                    | 362          | 83                 | 233                    | 316          | 99          | 67          | 378                | 1,562                  | 1,940         |
| Multiple bedroom                          | 1,164                  | 423                    | 1,587        | 1,419              | 788                    | 2,207        | 87          | 22          | 6,240              | 2,145                  | 8,385         |
| <i>Total flats, units and houses</i>      | <i>1,257</i>           | <i>692</i>             | <i>1,949</i> | <i>1,502</i>       | <i>1,021</i>           | <i>2,523</i> | <i>186</i>  | <i>89</i>   | <i>6,618</i>       | <i>3,707</i>           | <i>10,325</i> |
| Bed spaces                                | 5,695                  | 2,873                  | 8,568        | 7,656              | 4,453                  | 12,109       | 740         | 317         | 32,839             | 15,056                 | 47,895        |
| Employment (persons) (a)                  | —                      | 193                    | 193          | —                  | 315                    | 315          | 158         | 23          | —                  | 1,087                  | 1,087         |
| <i>September quarter 1994—</i>            |                        |                        |              |                    |                        |              |             |             |                    |                        |               |
| Letting entities                          | 24                     | 65                     | 89           | 23                 | 98                     | 121          | 18          | 9           | 127                | 281                    | 408           |
| Flats, units and houses                   |                        |                        |              |                    |                        |              |             |             |                    |                        |               |
| Single bedroom                            | 89                     | 261                    | 350          | 73                 | 239                    | 312          | 102         | 66          | 362                | 1,568                  | 1,930         |
| Multiple bedroom                          | 1,156                  | 408                    | 1,564        | 1,319              | 811                    | 2,130        | 87          | 20          | 6,349              | 2,144                  | 8,493         |
| <i>Total flats, units and houses</i>      | <i>1,245</i>           | <i>669</i>             | <i>1,914</i> | <i>1,392</i>       | <i>1,050</i>           | <i>2,442</i> | <i>189</i>  | <i>86</i>   | <i>6,711</i>       | <i>3,712</i>           | <i>10,423</i> |
| Bed spaces                                | 5,366                  | 2,819                  | 8,185        | 7,009              | 4,619                  | 11,628       | 796         | 352         | 33,308             | 15,210                 | 48,518        |
| Employment (persons) (a)                  | —                      | 180                    | 180          | —                  | 329                    | 329          | 159         | 20          | —                  | 1,075                  | 1,075         |
| UNIT NIGHTS OCCUPIED ('000)               |                        |                        |              |                    |                        |              |             |             |                    |                        |               |
| <i>September quarter 1993</i>             | <i>51.1</i>            | <i>32.2</i>            | <i>83.3</i>  | <i>31.9</i>        | <i>50.2</i>            | <i>82.1</i>  | <i>9.7</i>  | <i>4.6</i>  | <i>174.1</i>       | <i>188.3</i>           | <i>362.4</i>  |
| <i>1994—</i>                              |                        |                        |              |                    |                        |              |             |             |                    |                        |               |
| July                                      | 20.4                   | 11.3                   | 31.7         | 10.9               | 18.0                   | 28.8         | 3.1         | 1.5         | 66.4               | 65.7                   | 132.2         |
| August                                    | 16.0                   | 9.9                    | 25.9         | 11.2               | 15.8                   | 27.1         | 2.8         | 1.4         | 57.0               | 60.9                   | 117.9         |
| September                                 | 15.6                   | 10.5                   | 26.0         | 12.3               | 17.1                   | 29.4         | 3.8         | 1.5         | 64.9               | 67.2                   | 132.2         |
| <i>September quarter 1994</i>             | <i>52.0</i>            | <i>31.6</i>            | <i>83.7</i>  | <i>34.4</i>        | <i>50.9</i>            | <i>85.3</i>  | <i>9.7</i>  | <i>4.4</i>  | <i>188.4</i>       | <i>193.9</i>           | <i>382.3</i>  |
| UNIT OCCUPANCY RATES (per cent)           |                        |                        |              |                    |                        |              |             |             |                    |                        |               |
| <i>September quarter 1993</i>             | <i>44.2</i>            | <i>50.6</i>            | <i>46.5</i>  | <i>23.1</i>        | <i>53.6</i>            | <i>35.4</i>  | <i>56.5</i> | <i>55.7</i> | <i>28.6</i>        | <i>55.3</i>            | <i>38.2</i>   |
| <i>1994—</i>                              |                        |                        |              |                    |                        |              |             |             |                    |                        |               |
| July                                      | 52.9                   | 56.5                   | 54.1         | 25.2               | 55.3                   | 38.1         | 53.3        | 56.8        | 31.9               | 57.5                   | 41.0          |
| August                                    | 41.5                   | 49.9                   | 44.4         | 26.1               | 48.9                   | 35.8         | 47.5        | 52.0        | 27.4               | 53.6                   | 36.7          |
| September                                 | 41.7                   | 53.7                   | 45.8         | 29.4               | 54.2                   | 40.1         | 66.7        | 57.4        | 32.3               | 60.7                   | 42.3          |
| <i>September quarter 1994</i>             | <i>45.4</i>            | <i>53.4</i>            | <i>48.1</i>  | <i>26.8</i>        | <i>52.8</i>            | <i>38.0</i>  | <i>55.7</i> | <i>55.4</i> | <i>30.5</i>        | <i>57.2</i>            | <i>40.0</i>   |
| UNIT LETTINGS ('000)                      |                        |                        |              |                    |                        |              |             |             |                    |                        |               |
| <i>September quarter 1993</i>             | <i>4.4</i>             | <i>5.7</i>             | <i>10.1</i>  | <i>5.0</i>         | <i>10.4</i>            | <i>15.4</i>  | <i>3.1</i>  | <i>2.4</i>  | <i>20.3</i>        | <i>41.8</i>            | <i>62.1</i>   |
| <i>1994—</i>                              |                        |                        |              |                    |                        |              |             |             |                    |                        |               |
| July                                      | 2.6                    | 1.9                    | 4.6          | 1.7                | 3.2                    | 4.9          | 1.0         | 0.8         | 8.5                | 14.3                   | 22.8          |
| August                                    | 2.0                    | 1.5                    | 3.5          | 2.1                | 2.8                    | 4.9          | 0.9         | 0.7         | 7.3                | 13.3                   | 20.6          |
| September                                 | 2.3                    | 2.2                    | 4.4          | 2.4                | 3.7                    | 6.1          | 1.1         | 0.8         | 9.7                | 16.0                   | 25.7          |
| <i>September quarter 1994</i>             | <i>6.9</i>             | <i>5.6</i>             | <i>12.5</i>  | <i>6.2</i>         | <i>9.7</i>             | <i>15.9</i>  | <i>3.0</i>  | <i>2.3</i>  | <i>25.5</i>        | <i>43.6</i>            | <i>69.0</i>   |
| AVERAGE LENGTH OF STAY (days)             |                        |                        |              |                    |                        |              |             |             |                    |                        |               |
| <i>September quarter 1993</i>             | <i>11.7</i>            | <i>5.7</i>             | <i>8.3</i>   | <i>6.4</i>         | <i>4.8</i>             | <i>5.3</i>   | <i>3.1</i>  | <i>1.9</i>  | <i>8.6</i>         | <i>4.5</i>             | <i>5.8</i>    |
| <i>1994—</i>                              |                        |                        |              |                    |                        |              |             |             |                    |                        |               |
| July                                      | 7.8                    | 5.8                    | 7.0          | 6.3                | 5.7                    | 5.9          | 3.2         | 1.8         | 7.8                | 4.6                    | 5.8           |
| August                                    | 8.0                    | 6.5                    | 7.4          | 5.4                | 5.7                    | 5.5          | 3.0         | 2.0         | 7.8                | 4.6                    | 5.7           |
| September                                 | 6.9                    | 4.9                    | 5.9          | 5.1                | 4.6                    | 4.8          | 3.3         | 1.8         | 6.7                | 4.2                    | 5.2           |
| <i>September quarter 1994</i>             | <i>7.6</i>             | <i>5.6</i>             | <i>6.7</i>   | <i>5.5</i>         | <i>5.3</i>             | <i>5.4</i>   | <i>3.2</i>  | <i>1.9</i>  | <i>7.4</i>         | <i>4.4</i>             | <i>5.5</i>    |
| TAKINGS FROM ACCOMMODATION (\$'000)       |                        |                        |              |                    |                        |              |             |             |                    |                        |               |
| <i>September quarter 1993</i>             | <i>1,985</i>           | <i>1,330</i>           | <i>3,316</i> | <i>2,380</i>       | <i>3,065</i>           | <i>5,445</i> | <i>475</i>  | <i>216</i>  | <i>7,692</i>       | <i>12,535</i>          | <i>20,227</i> |
| <i>1994—</i>                              |                        |                        |              |                    |                        |              |             |             |                    |                        |               |
| July                                      | 620                    | 458                    | 1,078        | 580                | 1,068                  | 1,648        | 172         | 78          | 2,415              | 4,517                  | 6,932         |
| August                                    | 479                    | 400                    | 879          | 704                | 1,142                  | 1,846        | 146         | 64          | 2,124              | 4,477                  | 6,601         |
| September                                 | 560                    | 525                    | 1,086        | 759                | 1,121                  | 1,880        | 201         | 72          | 2,952              | 5,069                  | 8,021         |
| <i>September quarter 1994</i>             | <i>1,659</i>           | <i>1,384</i>           | <i>3,043</i> | <i>2,043</i>       | <i>3,332</i>           | <i>5,374</i> | <i>519</i>  | <i>214</i>  | <i>7,490</i>       | <i>14,063</i>          | <i>21,554</i> |

(a) Employment numbers exclude real estate agents and their employees.

TABLE 10 — HOLIDAY FLATS, UNITS AND HOUSES: SELECTED STATISTICAL DIVISIONS

| Statistical Divisions and<br>Selected Statistical<br>Local Areas | Flats, units and houses |                   |                     |               | Bed<br>spaces | Employ-<br>ment<br>(persons)<br>(b) | Unit nights occupied |                |                |                |
|--|-------------------------|-------------------|---------------------|---------------|---------------|-------------------------------------|----------------------|----------------|----------------|----------------|
|  | Letting<br>entities     | Single<br>bedroom | Multiple<br>bedroom | Total         |               |                                     | July                 | Aug.           | Sept.          | Sept.<br>qtr   |
| Blue Mountains (C)   | 9                       | 28                | 161                 | 189           | 1,080         | 30                                  | 2,827                | 1,720          | 2,220          | 6,767          |
| Gosford (C)  | 9                       | 9                 | 515                 | 524           | 2,924         | 2                                   | 1,673                | 1,036          | 2,798          | 5,507          |
| Manly (A)  | 4                       | 60                | 79                  | 139           | 526           | 19                                  | 2,928                | 3,155          | 3,320          | 9,403          |
| South Sydney (C)   | 8                       | 231               | 88                  | 319           | 953           | 80                                  | 7,103                | 7,240          | 7,656          | 21,999         |
| Sydney (C)   | 7                       | 172               | 27                  | 199           | 589           | 30                                  | 4,341                | 4,306          | 4,576          | 13,223         |
| Wyong (A)  | 11                      | 61                | 259                 | 320           | 1,596         | 19                                  | 2,305                | 1,848          | 2,579          | 6,732          |
| Balance  | 12                      | 248               | 170                 | 418           | 1,521         | 51                                  | 8,324                | 8,395          | 8,921          | 25,640         |
| <i>Sydney (SD)</i>   | 60                      | 809               | 1,299               | 2,108         | 9,189         | 231                                 | 29,501               | 27,700         | 32,070         | 89,271         |
| Great Lakes (A)  | 19                      | 53                | 1,090               | 1,143         | 5,546         | 11                                  | 11,154               | 10,073         | 11,633         | 32,860         |
| Port Stephens (A)  | 9                       | 41                | 791                 | 832           | 4,149         | —                                   | 7,059                | 5,046          | 7,283          | 19,388         |
| Balance  | 6                       | 3                 | 53                  | 56            | 340           | 22                                  | 989                  | 764            | 901            | 2,654          |
| <i>Hunter (SD)</i>   | 34                      | 97                | 1,934               | 2,031         | 10,035        | 33                                  | 19,202               | 15,883         | 19,817         | 54,902         |
| <i>Illawarra (SD)</i>  | 29                      | 75                | 593                 | 668           | 3,564         | 44                                  | 2,836                | 2,269          | 4,660          | 9,765          |
| Ballina (A) and<br>Richmond River (A)                            | 13                      | 17                | 281                 | 298           | 1,398         | 9                                   | 5,869                | 5,829          | 4,604          | 16,302         |
| Byron (A)  | 18                      | 64                | 348                 | 412           | 2,134         | 37                                  | 5,800                | 5,143          | 7,267          | 18,210         |
| Tweed (A) Parts A & B  | 17                      | 38                | 237                 | 275           | 1,237         | 33                                  | 3,764                | 3,948          | 3,085          | 10,797         |
| <i>Richmond — Tweed<br/>(SD)</i>                                 | 48                      | 119               | 866                 | 985           | 4,769         | 79                                  | 15,433               | 14,920         | 14,956         | 45,309         |
| Coffs Harbour (C)  | 29                      | 78                | 338                 | 416           | 1,750         | 83                                  | 8,035                | 7,689          | 7,213          | 22,937         |
| Greater Taree (C)  | 4                       | 30                | 1                   | 31            | 117           | 6                                   | 92                   | 40             | 111            | 243            |
| Hastings (A)   | 24                      | 66                | 620                 | 686           | 2,908         | 42                                  | 14,320               | 10,395         | 9,491          | 34,206         |
| Kempsey (A)  | 13                      | 66                | 263                 | 329           | 1,588         | 16                                  | 4,506                | 3,482          | 4,561          | 12,549         |
| Macleay (A)  | 8                       | 25                | 308                 | 333           | 1,395         | 4                                   | 3,572                | 3,004          | 3,324          | 9,900          |
| Nambucca (A)   | 3                       | 11                | 16                  | 27            | 91            | 4                                   | 494                  | 406            | 344            | 1,244          |
| Balance  | 8                       | 74                | 18                  | 92            | 336           | 25                                  | 686                  | 896            | 994            | 2,576          |
| <i>Mid-North Coast (SD)</i>                                      | 89                      | 350               | 1,564               | 1,914         | 8,185         | 180                                 | 31,705               | 25,912         | 26,038         | 83,655         |
| Bega Valley (A)  | 65                      | 74                | 989                 | 1,063         | 4,783         | 150                                 | 14,772               | 12,272         | 14,633         | 41,677         |
| Eurobodalla (A)  | 36                      | 105               | 751                 | 856           | 4,104         | 65                                  | 6,776                | 5,291          | 6,113          | 18,180         |
| Balance  | 20                      | 133               | 390                 | 523           | 2,741         | 114                                 | 7,302                | 9,500          | 8,616          | 25,418         |
| <i>South Eastern (SD)</i>  | 121                     | 312               | 2,130               | 2,442         | 11,628        | 329                                 | 28,850               | 27,063         | 29,362         | 85,275         |
| Berrigan (A)   | 3                       | 25                | 11                  | 36            | 133           | 5                                   | 351                  | 393            | 500            | 1,244          |
| Corowa (A)   | 7                       | 71                | 24                  | 95            | 377           | 132                                 | 1,600                | 1,505          | 2,075          | 5,180          |
| Murray (A), Wakool (A)<br>and Wentworth (A)                      | 8                       | 6                 | 52                  | 58            | 286           | 22                                  | 1,173                | 887            | 1,209          | 3,269          |
| <i>Murray (SD)</i>   | 18                      | 102               | 87                  | 189           | 796           | 159                                 | 3,124                | 2,785          | 3,784          | 9,693          |
| Balance of State   | 9                       | 66                | 20                  | 86            | 352           | 20                                  | 1,515                | 1,385          | 1,480          | 4,380          |
| <b>NEW SOUTH WALES</b>   | <b>408</b>              | <b>1,930</b>      | <b>8,493</b>        | <b>10,423</b> | <b>48,518</b> | <b>1,075</b>                        | <b>132,166</b>       | <b>117,917</b> | <b>132,167</b> | <b>382,250</b> |

(a) Statistical Local Areas are not shown separately in this table when data for them are confidential or nil. Data for these are aggregated and shown as the Balance of the particular Statistical Division. Likewise, data for Statistical Divisions not specifically identified are nil or included in Balance of State. (b) Employment numbers exclude real estate agents and their employees.

## AND STATISTICAL LOCAL AREAS (a), NEW SOUTH WALES, SEPTEMBER QUARTER 1994

| Unit occupancy rates<br>(per cent) |      |       |              | Unit lettings |        |        |              | Average<br>length of stay<br>(days) | Takings from accommodation<br>(\$'000) |       |       |              |
|------------------------------------|------|-------|--------------|---------------|--------|--------|--------------|-------------------------------------|--|-------|-------|--------------|
| July                               | Aug. | Sept. | Sept.<br>qtr | July          | Aug.   | Sept.  | Sept.<br>qtr | Sept.<br>qtr                        | July                                   | Aug.  | Sept. | Sept.<br>qtr |
| 48.3                               | 29.4 | 39.2  | 38.9         | 754           | 538    | 613    | 1,905        | 3.6                                 | 194                                    | 128   | 141   | 463          |
| 10.3                               | 6.4  | 17.8  | 11.4         | 247           | 168    | 438    | 853          | 6.5                                 | 74                                     | 39    | 172   | 285          |
| 68.0                               | 73.2 | 79.6  | 73.5         | 530           | 596    | 621    | 1,747        | 5.4                                 | 279                                    | 267   | 307   | 854          |
| 71.8                               | 73.2 | 80.0  | 75.0         | 1,708         | 1,786  | 1,828  | 5,322        | 4.1                                 | 618                                    | 686   | 752   | 2,056        |
| 70.4                               | 69.8 | 76.6  | 72.2         | 1,016         | 1,070  | 1,093  | 3,179        | 4.2                                 | 410                                    | 406   | 434   | 1,250        |
| 23.2                               | 18.6 | 26.9  | 22.9         | 657           | 545    | 778    | 1,980        | 3.4                                 | 101                                    | 88    | 152   | 341          |
| 64.2                               | 64.8 | 71.1  | 66.7         | 1,609         | 1,699  | 1,892  | 5,200        | 4.9                                 | 864                                    | 862   | 935   | 2,661        |
| 45.1                               | 42.4 | 50.7  | 46.0         | 6,521         | 6,402  | 7,263  | 20,186       | 4.4                                 | 2,540                                  | 2,476 | 2,894 | 7,909        |
| 31.5                               | 28.4 | 33.9  | 31.2         | 1,352         | 1,149  | 1,651  | 4,152        | 7.9                                 | 367                                    | 289   | 440   | 1,095        |
| 27.4                               | 19.6 | 29.2  | 25.3         | 855           | 566    | 1,075  | 2,496        | 7.8                                 | 212                                    | 143   | 293   | 649          |
| 57.0                               | 44.0 | 53.6  | 51.5         | 310           | 256    | 299    | 865          | 3.1                                 | 109                                    | 97    | 106   | 311          |
| 30.5                               | 25.2 | 32.5  | 29.4         | 2,517         | 1,971  | 3,025  | 7,513        | 7.3                                 | 687                                    | 529   | 839   | 2,055        |
| 13.7                               | 11.1 | 23.3  | 16.0         | 589           | 513    | 950    | 2,052        | 4.8                                 | 140                                    | 110   | 249   | 499          |
| 63.5                               | 63.1 | 51.5  | 59.5         | 543           | 448    | 552    | 1,543        | 10.6                                | 152                                    | 150   | 152   | 453          |
| 45.4                               | 40.3 | 58.8  | 48.0         | 983           | 907    | 1,001  | 2,891        | 6.3                                 | 308                                    | 258   | 499   | 1,065        |
| 44.2                               | 46.3 | 37.4  | 42.7         | 372           | 348    | 410    | 1,130        | 9.6                                 | 129                                    | 143   | 150   | 422          |
| 50.5                               | 48.9 | 50.6  | 50.0         | 1,898         | 1,703  | 1,963  | 5,564        | 8.1                                 | 589                                    | 551   | 800   | 1,940        |
| 62.3                               | 59.6 | 57.8  | 59.9         | 1,351         | 1,029  | 1,376  | 3,756        | 6.1                                 | 341                                    | 315   | 373   | 1,029        |
| 9.6                                | 4.2  | 11.9  | 8.5          | 29            | 23     | 33     | 85           | 2.9                                 | 3                                      | 2     | 4     | 10           |
| 67.3                               | 48.9 | 46.1  | 54.2         | 2,053         | 1,531  | 1,638  | 5,222        | 6.6                                 | 372                                    | 278   | 328   | 978          |
| 44.2                               | 34.7 | 46.2  | 41.7         | 548           | 413    | 638    | 1,599        | 7.8                                 | 163                                    | 118   | 188   | 469          |
| 34.6                               | 29.1 | 33.3  | 32.3         | 412           | 328    | 483    | 1,223        | 8.1                                 | 144                                    | 104   | 129   | 377          |
| 59.0                               | 48.5 | 42.5  | 50.1         | 56            | 49     | 71     | 176          | 7.1                                 | 18                                     | 16    | 12    | 46           |
| 33.0                               | 43.1 | 45.5  | 40.6         | 107           | 151    | 171    | 429          | 6.0                                 | 35                                     | 46    | 51    | 133          |
| 54.1                               | 44.4 | 45.8  | 48.1         | 4,556         | 3,524  | 4,410  | 12,490       | 6.7                                 | 1,078                                  | 879   | 1,086 | 3,043        |
| 44.8                               | 37.5 | 45.9  | 42.7         | 1,886         | 1,439  | 2,106  | 5,431        | 7.7                                 | 512                                    | 416   | 637   | 1,565        |
| 25.5                               | 19.9 | 23.8  | 23.1         | 1,087         | 1,144  | 1,674  | 3,905        | 4.7                                 | 194                                    | 159   | 235   | 588          |
| 45.0                               | 58.6 | 54.9  | 52.8         | 1,917         | 2,297  | 2,310  | 6,524        | 3.9                                 | 941                                    | 1,271 | 1,008 | 3,221        |
| 38.1                               | 35.8 | 40.1  | 38.0         | 4,890         | 4,880  | 6,090  | 15,860       | 5.4                                 | 1,648                                  | 1,846 | 1,880 | 5,374        |
| 31.5                               | 35.2 | 46.3  | 37.6         | 98            | 108    | 162    | 368          | 3.4                                 | 16                                     | 17    | 26    | 60           |
| 54.3                               | 51.1 | 72.8  | 59.3         | 541           | 526    | 593    | 1,660        | 3.1                                 | 89                                     | 77    | 102   | 268          |
| 65.2                               | 49.3 | 69.5  | 61.3         | 352           | 289    | 380    | 1,021        | 3.2                                 | 67                                     | 51    | 73    | 191          |
| 53.3                               | 47.5 | 66.7  | 55.7         | 991           | 923    | 1,135  | 3,049        | 3.2                                 | 172                                    | 146   | 201   | 519          |
| 56.8                               | 52.0 | 57.4  | 55.4         | 819           | 682    | 827    | 2,328        | 1.9                                 | 78                                     | 64    | 72    | 214          |
| 41.0                               | 36.7 | 42.3  | 40.0         | 22,781        | 20,598 | 25,663 | 69,042       | 5.5                                 | 6,932                                  | 6,601 | 8,021 | 21,554       |

TABLE 11 — CARAVAN PARKS: STATISTICAL DIVISIONS AND SELECTED

| Statistical Divisions<br>and<br>Selected Statistical<br>Local Areas | Capacity            |                 |                           |                      |                          | Total         | Sites<br>occupied by<br>long-term<br>guests | Other<br>sites<br>perman-<br>ently<br>reserved | Employ-<br>ment<br>(persons) |
|---|---------------------|-----------------|---------------------------|----------------------|--------------------------|---------------|---|--|------------------------------|
|   | Establish-<br>ments | On-site<br>vans | Other<br>powered<br>sites | Unpow-<br>ered sites | Cabins,<br>flats<br>etc. |               |   |  |                              |
| Baulkham Hills (A)  | 10                  | 35              | 588                       | 118                  | —                        | 741           | 25  | 253  | 19                           |
| Camden (A)  | 3                   | 46              | 408                       | 10                   | —                        | 464           | 288   | —  | 11                           |
| Gosford (C)   | 12                  | 54              | 1,551                     | 205                  | 49                       | 1,859         | 545   | 618  | 51                           |
| Hawkesbury (C)  | 8                   | 68              | 531                       | 114                  | 10                       | 723           | 94  | 160  | 28                           |
| Sutherland Shire (A)  | 6                   | 97              | 239                       | 3                    | 57                       | 396           | 193   | 6  | 17                           |
| Wyong (A)   | 33                  | 363             | 4,059                     | 373                  | 149                      | 4,944         | 1,001                                       | 2,134  | 146                          |
| Balance   | 21                  | 591             | 1,817                     | 180                  | 196                      | 2,784         | 1,225                                       | 12   | 130                          |
| <i>Sydney (SD)</i>  | <i>93</i>           | <i>1,254</i>    | <i>9,193</i>              | <i>1,003</i>         | <i>461</i>               | <i>11,911</i> | <i>3,371</i>                                | <i>3,183</i>                                   | <i>402</i>                   |
| Cessnock (C)  | 4                   | 42              | 153                       | 34                   | 25                       | 254           | 94  | 1  | 10                           |
| Great Lakes (A)   | 26                  | 195             | 3,002                     | 666                  | 228                      | 4,091         | 515   | 1,556  | 136                          |
| Lake Macquarie (C)  | 18                  | 173             | 1,862                     | 222                  | 85                       | 2,342         | 1,059                                       | 345  | 85                           |
| Muswellbrook (A)  | 4                   | 75              | 163                       | 28                   | 12                       | 278           | 110   | —  | 11                           |
| Port Stephens (A)   | 19                  | 134             | 2,658                     | 263                  | 102                      | 3,157         | 493   | 1,370  | 103                          |
| Scone (A)   | 3                   | 28              | 67                        | 32                   | 10                       | 137           | 16  | 27   | 14                           |
| Singleton (A)   | 3                   | 35              | 125                       | 4                    | 10                       | 174           | 57  | 1  | 9                            |
| Balance   | 12                  | 89              | 525                       | 452                  | 28                       | 1,094         | 79  | 215  | 34                           |
| <i>Hunter (SD)</i>  | <i>89</i>           | <i>771</i>      | <i>8,555</i>              | <i>1,701</i>         | <i>500</i>               | <i>11,527</i> | <i>2,423</i>                                | <i>3,515</i>                                   | <i>402</i>                   |
| Kiama (A)   | 7                   | 102             | 1,477                     | 327                  | 16                       | 1,922         | 33  | 1,104  | 35                           |
| Shellharbour (A)  | 3                   | 50              | 549                       | 240                  | 12                       | 851           | 151   | 208  | 15                           |
| Shoalhaven (C) &<br>Wingecarribee (A)                               | 76                  | 468             | 7,636                     | 1,977                | 351                      | 10,432        | 698   | 5,621  | 274                          |
| Wollongong (C)  | 7                   | 90              | 1,554                     | 158                  | 118                      | 1,920         | 480   | 707  | 45                           |
| <i>Illawarra (SD)</i>   | <i>93</i>           | <i>710</i>      | <i>11,216</i>             | <i>2,702</i>         | <i>497</i>               | <i>15,125</i> | <i>1,362</i>                                | <i>7,640</i>                                   | <i>369</i>                   |
| Ballina (A)   | 13                  | 107             | 1,188                     | 273                  | 80                       | 1,648         | 615   | 139  | 46                           |
| Byron (A)   | 12                  | 64              | 766                       | 697                  | 109                      | 1,636         | 288   | 57   | 33                           |
| Lismore (C)   | 5                   | 99              | 230                       | 31                   | 65                       | 425           | 231   | 2  | 26                           |
| Richmond River (A)  | 5                   | 37              | 494                       | 206                  | 19                       | 756           | 83  | 112  | 13                           |
| Tweed (A) Pts A & B   | 30                  | 191             | 3,083                     | 340                  | 168                      | 3,782         | 1,497                                       | 662  | 125                          |
| Balance   | 4                   | 17              | 165                       | 75                   | 6                        | 263           | 64  | 1  | 8                            |
| <i>Richmond — Tweed<br/>(SD)</i>                                    | <i>69</i>           | <i>515</i>      | <i>5,926</i>              | <i>1,622</i>         | <i>447</i>               | <i>8,510</i>  | <i>2,778</i>                                | <i>973</i>                                     | <i>251</i>                   |
| Bellingen (A)   | 9                   | 61              | 588                       | 133                  | 27                       | 809           | 180   | 101  | 24                           |
| Coffs Harbour (C)   | 21                  | 220             | 1,674                     | 385                  | 204                      | 2,483         | 661   | 65   | 110                          |
| Hastings (A)  | 29                  | 342             | 2,118                     | 596                  | 175                      | 3,231         | 791   | 182  | 115                          |
| Kempsey (A)   | 13                  | 174             | 972                       | 412                  | 18                       | 1,576         | 155   | 184  | 39                           |
| Macleay (A)   | 18                  | 87              | 1,152                     | 426                  | 137                      | 1,802         | 334   | 52   | 67                           |
| Nambucca (A)  | 9                   | 98              | 1,045                     | 226                  | 101                      | 1,470         | 314   | 106  | 51                           |
| Taree, Greater (C)  | 16                  | 216             | 1,512                     | 287                  | 79                       | 2,094         | 356   | 462  | 59                           |
| Ulmarra (A)   | 7                   | 39              | 461                       | 391                  | 42                       | 933           | 258   | 139  | 26                           |
| Balance   | 6                   | 45              | 293                       | 57                   | 30                       | 425           | 106   | 46   | 19                           |
| <i>Mid-North Coast<br/>(SD)</i>                                     | <i>128</i>          | <i>1,282</i>    | <i>9,815</i>              | <i>2,913</i>         | <i>813</i>               | <i>14,823</i> | <i>3,155</i>                                | <i>1,337</i>                                   | <i>510</i>                   |
| Glen Innes (A)  | 6                   | 32              | 143                       | 76                   | 26                       | 277           | 17  | —  | 20                           |
| Inverell (A)  |                     |                 |                           |                      |                          |               |   |  |                              |
| Pts A & B   | 4                   | 45              | 88                        | 21                   | 9                        | 163           | 62  | —  | 7                            |
| Moree Plains (A)  | 5                   | 39              | 245                       | 68                   | 62                       | 414           | 52  | —  | 10                           |
| Narrabri (A)  | 8                   | 34              | 186                       | 39                   | 47                       | 306           | 43  | 3  | 22                           |
| Tamworth (C)  | 4                   | 62              | 274                       | 479                  | 25                       | 840           | 104   | —  | 16                           |
| Tenterfield (A)   | 4                   | 30              | 68                        | 25                   | 13                       | 136           | 7   | 2  | 7                            |
| Balance   | 25                  | 188             | 857                       | 706                  | 96                       | 1,847         | 197   | 136  | 65                           |
| <i>Northern (SD)</i>  | <i>56</i>           | <i>430</i>      | <i>1,861</i>              | <i>1,414</i>         | <i>278</i>               | <i>3,983</i>  | <i>482</i>                                  | <i>141</i>                                     | <i>147</i>                   |

For footnotes see end of table.



## STATISTICAL LOCAL AREAS (a), NEW SOUTH WALES, SEPTEMBER QUARTER 1994

| <i>Site nights occupied</i> |                |                |                      | <i>Site occupancy rates<br/>(per cent)</i> |             |              |                      | <i>Takings from accommodation<br/>(\$'000)</i> |              |              |                      |
|-----------------------------|----------------|----------------|----------------------|--|-------------|--------------|----------------------|--|--------------|--------------|----------------------|
| <i>July</i>                 | <i>Aug.</i>    | <i>Sept.</i>   | <i>Sept.<br/>qtr</i> | <i>July</i>                                | <i>Aug.</i> | <i>Sept.</i> | <i>Sept.<br/>qtr</i> | <i>July</i>                                    | <i>Aug.</i>  | <i>Sept.</i> | <i>Sept.<br/>qtr</i> |
| 9,220                       | 9,102          | 8,833          | 27,155               | 40.1                                       | 39.6        | 39.7         | 39.8                 | 50   | 41           | 61           | 152                  |
| 9,199                       | 9,202          | 9,471          | 27,872               | 64.0                                       | 64.0        | 68.0         | 65.3                 | 90   | 88           | 107          | 285                  |
| 37,517                      | 37,228         | 36,275         | 111,020              | 65.1                                       | 64.6        | 65.0         | 64.9                 | 359  | 366          | 383          | 1,108                |
| 8,399                       | 8,374          | 8,140          | 24,913               | 37.5                                       | 37.4        | 37.5         | 37.5                 | 39   | 38           | 49           | 126                  |
| 8,196                       | 8,096          | 8,072          | 24,364               | 66.8                                       | 65.9        | 67.9         | 66.9                 | 125  | 122          | 122          | 369                  |
| 104,111                     | 103,673        | 104,353        | 312,137              | 67.9                                       | 67.6        | 70.4         | 68.6                 | 742  | 727          | 787          | 2,257                |
| 53,686                      | 51,251         | 52,463         | 157,400              | 62.2                                       | 59.4        | 62.8         | 61.5                 | 810  | 728          | 848          | 2,386                |
| <b>230,328</b>              | <b>226,926</b> | <b>227,607</b> | <b>684,861</b>       | <b>62.4</b>                                | <b>61.5</b> | <b>63.7</b>  | <b>62.5</b>          | <b>2,214</b>                                   | <b>2,110</b> | <b>2,357</b> | <b>6,682</b>         |
| 3,450                       | 3,450          | 3,475          | 10,375               | 43.8                                       | 43.8        | 45.6         | 44.4                 | 43   | 41           | 44           | 128                  |
| 70,847                      | 70,803         | 72,613         | 214,263              | 55.9                                       | 55.8        | 59.2         | 56.9                 | 505  | 443          | 570          | 1,518                |
| 48,443                      | 50,160         | 48,767         | 147,370              | 66.7                                       | 69.1        | 69.4         | 68.4                 | 446  | 448          | 450          | 1,344                |
| 4,307                       | 4,087          | 4,305          | 12,699               | 50.0                                       | 47.4        | 51.6         | 49.7                 | 43   | 39           | 50           | 131                  |
| 64,184                      | 63,010         | 64,125         | 191,319              | 65.6                                       | 64.4        | 67.7         | 65.9                 | 448  | 500          | 601          | 1,549                |
| 1,962                       | 1,886          | 2,280          | 6,128                | 46.2                                       | 44.4        | 55.5         | 48.6                 | 12   | 12           | 18           | 43                   |
| 1,811                       | 1,852          | 1,829          | 5,492                | 33.6                                       | 34.3        | 35.0         | 34.3                 | 16   | 16           | 16           | 49                   |
| 12,932                      | 12,924         | 14,548         | 40,404               | 38.1                                       | 38.1        | 44.3         | 40.1                 | 86   | 90           | 119          | 295                  |
| <b>207,936</b>              | <b>208,172</b> | <b>211,942</b> | <b>628,050</b>       | <b>58.2</b>                                | <b>58.3</b> | <b>61.3</b>  | <b>59.2</b>          | <b>1,598</b>                                   | <b>1,590</b> | <b>1,868</b> | <b>5,055</b>         |
| 36,019                      | 36,743         | 37,468         | 110,230              | 60.5                                       | 61.7        | 65.0         | 62.3                 | 200  | 220          | 251          | 671                  |
| 11,582                      | 11,275         | 11,270         | 34,127               | 43.9                                       | 42.7        | 44.1         | 43.6                 | 99   | 95           | 96           | 289                  |
| 205,132                     | 205,276        | 205,976        | 616,384              | 63.4                                       | 63.5        | 65.8         | 64.2                 | 1,206  | 1,039        | 1,243        | 3,489                |
| 41,870                      | 41,780         | 41,678         | 125,328              | 70.3                                       | 70.2        | 72.4         | 71.0                 | 395  | 501          | 387          | 1,283                |
| <b>294,603</b>              | <b>295,074</b> | <b>296,392</b> | <b>886,069</b>       | <b>62.8</b>                                | <b>62.9</b> | <b>65.3</b>  | <b>63.7</b>          | <b>1,900</b>                                   | <b>1,855</b> | <b>1,976</b> | <b>5,732</b>         |
| 29,484                      | 30,258         | 29,327         | 89,069               | 57.7                                       | 59.2        | 59.3         | 58.7                 | 282  | 284          | 300          | 866                  |
| 21,891                      | 21,505         | 24,784         | 68,180               | 43.2                                       | 42.4        | 50.5         | 45.3                 | 260  | 246          | 327          | 833                  |
| 10,132                      | 9,271          | 10,076         | 29,479               | 76.9                                       | 70.4        | 79.0         | 75.4                 | 85   | 83           | 93           | 261                  |
| 9,585                       | 8,364          | 7,801          | 25,750               | 40.9                                       | 35.7        | 34.4         | 37.0                 | 65   | 62           | 62           | 190                  |
| 93,024                      | 92,055         | 86,340         | 271,419              | 79.3                                       | 78.5        | 76.1         | 78.0                 | 942  | 874          | 901          | 2,716                |
| 2,515                       | 2,456          | 2,406          | 7,377                | 30.8                                       | 30.1        | 30.5         | 30.5                 | 22   | 21           | 23           | 67                   |
| <b>166,631</b>              | <b>163,909</b> | <b>160,734</b> | <b>491,274</b>       | <b>63.2</b>                                | <b>62.1</b> | <b>63.0</b>  | <b>62.7</b>          | <b>1,657</b>                                   | <b>1,570</b> | <b>1,706</b> | <b>4,932</b>         |
| 12,402                      | 12,662         | 12,276         | 37,340               | 49.5                                       | 50.5        | 50.6         | 50.2                 | 75   | 77           | 84           | 236                  |
| 40,461                      | 39,419         | 39,243         | 119,123              | 52.6                                       | 51.2        | 52.7         | 52.1                 | 393  | 390          | 388          | 1,171                |
| 42,266                      | 41,142         | 42,754         | 126,162              | 42.2                                       | 41.1        | 44.1         | 42.4                 | 521  | 515          | 647          | 1,682                |
| 15,593                      | 14,819         | 17,382         | 47,794               | 31.9                                       | 30.3        | 36.8         | 33.0                 | 135  | 107          | 172          | 414                  |
| 22,813                      | 19,924         | 20,134         | 62,871               | 40.8                                       | 35.7        | 37.2         | 37.9                 | 273  | 225          | 265          | 763                  |
| 17,184                      | 17,234         | 20,282         | 54,700               | 37.7                                       | 37.8        | 46.0         | 40.4                 | 161  | 160          | 209          | 529                  |
| 29,976                      | 30,378         | 30,340         | 90,694               | 46.2                                       | 46.8        | 48.3         | 47.1                 | 199  | 162          | 203          | 564                  |
| 14,084                      | 14,423         | 14,479         | 42,986               | 48.7                                       | 49.9        | 51.7         | 50.1                 | 126  | 123          | 149          | 397                  |
| 6,565                       | 5,550          | 5,553          | 17,668               | 49.8                                       | 42.1        | 43.6         | 45.2                 | 58   | 50           | 55           | 163                  |
| <b>207,344</b>              | <b>195,551</b> | <b>202,443</b> | <b>599,338</b>       | <b>43.8</b>                                | <b>42.6</b> | <b>45.5</b>  | <b>43.9</b>          | <b>1,940</b>                                   | <b>1,807</b> | <b>2,171</b> | <b>5,919</b>         |
| 1,224                       | 1,176          | 1,439          | 3,839                | 14.3                                       | 13.7        | 17.3         | 15.1                 | 20   | 19           | 24           | 63                   |
| 2,450                       | 2,232          | 2,364          | 7,046                | 48.5                                       | 44.2        | 48.3         | 47.0                 | 25   | 23           | 25           | 74                   |
| 4,853                       | 4,369          | 3,818          | 13,040               | 37.8                                       | 34.0        | 30.7         | 34.2                 | 66   | 64           | 58           | 188                  |
| 3,237                       | 3,286          | 3,411          | 9,934                | 34.1                                       | 34.6        | 37.2         | 35.3                 | 52   | 53           | 58           | 163                  |
| 4,617                       | 4,904          | 5,084          | 14,605               | 17.7                                       | 18.8        | 20.2         | 18.9                 | 62   | 71           | 72           | 205                  |
| 1,566                       | 1,204          | 1,276          | 4,046                | 37.1                                       | 28.6        | 31.3         | 32.3                 | 34   | 26           | 27           | 87                   |
| 14,393                      | 14,424         | 15,559         | 44,376               | 25.1                                       | 25.2        | 28.1         | 26.1                 | 94   | 102          | 130          | 326                  |
| <b>32,340</b>               | <b>31,595</b>  | <b>32,951</b>  | <b>96,886</b>        | <b>26.2</b>                                | <b>25.6</b> | <b>27.6</b>  | <b>26.4</b>          | <b>355</b>                                     | <b>358</b>   | <b>394</b>   | <b>1,106</b>         |

TABLE 11 — CARAVAN PARKS: STATISTICAL DIVISIONS AND SELECTED

| Statistical Divisions<br>and<br>Selected Statistical<br>Local Areas | Capacity            |                 |                           |                      |                          | Total         | Sites<br>occupied by<br>long-term<br>guests | Other<br>sites<br>perman-<br>ently<br>reserved | Employ-<br>ment<br>(persons) |
|---|---------------------|-----------------|---------------------------|----------------------|--------------------------|---------------|---|--|------------------------------|
|   | Establi-<br>shments | On-site<br>vans | Other<br>powered<br>sites | Unpow-<br>ered sites | Cabins,<br>flats<br>etc. |               |   |  |                              |
| Dubbo (C)   | 5                   | 127             | 228                       | 144                  | 35                       | 534           | 85  | —  | 24                           |
| Gilgandra (A)   | 4                   | 17              | 98                        | 22                   | 20                       | 157           | 12  | 1  | 9                            |
| Mudgee (A)  | 6                   | 64              | 351                       | 417                  | 81                       | 913           | 124   | 273  | 22                           |
| Narromine (A)   | 5                   | 32              | 165                       | 48                   | 10                       | 255           | 20  | —  | 10                           |
| Walgett (A)   | 4                   | 21              | 122                       | 120                  | 25                       | 288           | 49  | 2  | 10                           |
| Wellington (A)  | 4                   | 36              | 136                       | 291                  | 28                       | 491           | 11  | 73   | 16                           |
| Balance   | 16                  | 97              | 510                       | 1,313                | 33                       | 1,953         | 66  | 2  | 49                           |
| <i>North Western (SD)</i>   | <i>44</i>           | <i>394</i>      | <i>1,610</i>              | <i>2,355</i>         | <i>232</i>               | <i>4,591</i>  | <i>367</i>                                  | <i>351</i>                                     | <i>140</i>                   |
| Cowra (A)   | 4                   | 32              | 267                       | 590                  | 43                       | 932           | 14  | 101  | 21                           |
| Forbes (A)  | 4                   | 17              | 117                       | 67                   | 39                       | 240           | 53  | —  | 15                           |
| Parkes (A)  | 6                   | 56              | 145                       | 23                   | 31                       | 255           | 66  | 2  | 13                           |
| Balance   | 19                  | 100             | 764                       | 763                  | 79                       | 1,706         | 217   | 4  | 56                           |
| <i>Central West (SD)</i>  | <i>33</i>           | <i>205</i>      | <i>1,293</i>              | <i>1,443</i>         | <i>192</i>               | <i>3,133</i>  | <i>350</i>                                  | <i>107</i>                                     | <i>105</i>                   |
| Bega Valley (A)   | 25                  | 241             | 2,727                     | 1,344                | 243                      | 4,555         | 176   | 600  | 123                          |
| Eurobodalla (A)   | 27                  | 230             | 2,907                     | 712                  | 203                      | 4,052         | 334   | 1,667  | 146                          |
| Goulburn (C)  | 3                   | 34              | 130                       | 16                   | 25                       | 205           | 31  | —  | 10                           |
| Queanbeyan (C) &<br>Yarrowlumla (A)                                 | 4                   | 37              | 272                       | 83                   | 101                      | 493           | 124   | —  | 24                           |
| Snowy River (A)   | 13                  | 113             | 838                       | 474                  | 135                      | 1,560         | 11  | 602  | 64                           |
| Yass (A)  | 5                   | 16              | 436                       | 306                  | 46                       | 804           | 33  | 275  | 19                           |
| Balance   | 10                  | 49              | 279                       | 297                  | 22                       | 647           | 25  | 172  | 21                           |
| <i>South Eastern (SD)</i>   | <i>87</i>           | <i>720</i>      | <i>7,589</i>              | <i>3,232</i>         | <i>775</i>               | <i>12,316</i> | <i>734</i>                                  | <i>3,316</i>                                   | <i>407</i>                   |
| Griffith (C)  | 3                   | 14              | 103                       | 100                  | 26                       | 243           | 34  | 3  | 6                            |
| Murrumbidgee (A)  | 3                   | 24              | 75                        | 35                   | —                        | 134           | 37  | 2  | 4                            |
| Tumut (A)   | 6                   | 23              | 292                       | 92                   | 38                       | 445           | 1   | 29   | 13                           |
| Wagga Wagga (C)   | 8                   | 95              | 170                       | 77                   | 53                       | 395           | 95  | 1  | 31                           |
| Balance   | 17                  | 73              | 506                       | 265                  | 72                       | 916           | 45  | 5  | 42                           |
| <i>Murrumbidgee (SD)</i>  | <i>37</i>           | <i>229</i>      | <i>1,146</i>              | <i>569</i>           | <i>189</i>               | <i>2,133</i>  | <i>212</i>                                  | <i>40</i>                                      | <i>96</i>                    |
| Albury (C)  | 5                   | 66              | 218                       | 90                   | 56                       | 430           | 109   | 2  | 14                           |
| Balranald (A)   | 3                   | 10              | 102                       | 50                   | 17                       | 179           | 18  | 8  | 8                            |
| Berrigan (A)  | 8                   | 18              | 519                       | 45                   | 36                       | 618           | 42  | 208  | 28                           |
| Corowa (A)  | 10                  | 17              | 1,185                     | 170                  | 98                       | 1,470         | 63  | 786  | 37                           |
| Deniliquin (A)  | 6                   | 33              | 446                       | 171                  | 28                       | 678           | 36  | 237  | 15                           |
| Murray (A)  | 10                  | 14              | 1,228                     | 207                  | 85                       | 1,534         | 81  | 999  | 46                           |
| Wakool (A)  | 4                   | 14              | 170                       | 36                   | 27                       | 247           | 13  | 63   | 7                            |
| Wentworth (A)   | 6                   | 59              | 243                       | 58                   | 44                       | 404           | 76  | 1  | 15                           |
| Balance   | 10                  | 36              | 442                       | 201                  | 131                      | 810           | 19  | 65   | 41                           |
| <i>Murray (SD)</i>  | <i>62</i>           | <i>267</i>      | <i>4,553</i>              | <i>1,028</i>         | <i>522</i>               | <i>6,370</i>  | <i>457</i>                                  | <i>2,369</i>                                   | <i>211</i>                   |
| <i>Far West (SD)</i>  | <i>7</i>            | <i>39</i>       | <i>487</i>                | <i>87</i>            | <i>60</i>                | <i>673</i>    | <i>12</i>                                   | <i>156</i>                                     | <i>24</i>                    |
| <i>New South Wales</i>  |                     |                 |                           |                      |                          |               |   |  |                              |
| Short-term parks  | 486                 | 3,355           | 43,210                    | 15,454               | 3,064                    | 65,083        | 3,685                                       | 21,985   | 1,901                        |
| Long-term parks   | 312                 | 3,461           | 20,034                    | 4,615                | 1,902                    | 30,012        | 12,018                                      | 1,143  | 1,163                        |
| Total   | 798                 | 6,816           | 63,244                    | 20,069               | 4,966                    | 95,095        | 15,703                                      | 23,128   | 3,064                        |

(a) Statistical Local Areas are not shown separately in this table when data for them are confidential or nil. Data for these are aggregated and shown as the Balance of the particular Statistical Division.

**STATISTICAL LOCAL AREAS (a), NEW SOUTH WALES, SEPTEMBER QUARTER 1994—continued**

| <i>Site nights occupied</i> |                  |                  |                  | <i>Site occupancy rates (per cent)</i> |             |              |                  | <i>Takings from accommodation (\$'000)</i> |               |               |                  |
|-----------------------------|------------------|------------------|------------------|--|-------------|--------------|------------------|--|---------------|---------------|------------------|
| <i>July</i>                 | <i>Aug.</i>      | <i>Sept.</i>     | <i>Sept. qtr</i> | <i>July</i>                            | <i>Aug.</i> | <i>Sept.</i> | <i>Sept. qtr</i> | <i>July</i>                                | <i>Aug.</i>   | <i>Sept.</i>  | <i>Sept. qtr</i> |
| 7,985                       | 7,224            | 8,259            | 23,468           | 48.2                                   | 43.6        | 51.6         | 47.8             | 152  | 137           | 170           | 459              |
| 1,234                       | 1,027            | 1,242            | 3,503            | 25.4                                   | 21.1        | 26.4         | 24.3             | 19   | 14            | 20            | 53               |
| 13,664                      | 13,957           | 14,918           | 42,539           | 48.3                                   | 49.3        | 54.5         | 50.6             | 61   | 58            | 81            | 199              |
| 846                         | 756              | 762              | 2,364            | 10.7                                   | 9.6         | 10.0         | 10.1             | 7  | 6             | 6             | 18               |
| 4,453                       | 3,578            | 3,812            | 11,843           | 49.9                                   | 40.1        | 44.1         | 44.7             | 48   | 40            | 45            | 133              |
| 3,485                       | 3,353            | 3,695            | 10,533           | 22.9                                   | 22.0        | 25.1         | 23.3             | 18   | 18            | 29            | 66               |
| 7,348                       | 6,594            | 8,053            | 21,995           | 12.1                                   | 10.9        | 13.7         | 12.2             | 93   | 77            | 99            | 269              |
| <i>39,015</i>               | <i>36,489</i>    | <i>40,741</i>    | <i>116,245</i>   | <i>27.4</i>                            | <i>25.6</i> | <i>29.6</i>  | <i>27.5</i>      | <i>398</i>                                 | <i>349</i>    | <i>450</i>    | <i>1,197</i>     |
| 4,397                       | 4,372            | 4,897            | 13,666           | 15.2                                   | 15.1        | 17.5         | 15.9             | 37   | 34            | 61            | 132              |
| 2,592                       | 2,560            | 2,605            | 7,757            | 34.8                                   | 34.4        | 36.2         | 35.1             | 35   | 30            | 37            | 102              |
| 3,458                       | 3,304            | 3,525            | 10,287           | 43.7                                   | 41.8        | 46.1         | 43.8             | 51   | 49            | 52            | 152              |
| 11,106                      | 10,913           | 11,936           | 33,955           | 21.0                                   | 20.6        | 23.3         | 21.6             | 126  | 127           | 151           | 404              |
| <i>21,553</i>               | <i>21,149</i>    | <i>22,963</i>    | <i>65,665</i>    | <i>22.2</i>                            | <i>21.8</i> | <i>24.4</i>  | <i>22.8</i>      | <i>249</i>                                 | <i>240</i>    | <i>301</i>    | <i>790</i>       |
| 32,347                      | 29,728           | 33,214           | 95,289           | 22.9                                   | 21.1        | 24.3         | 22.7             | 254  | 187           | 325           | 766              |
| 69,583                      | 69,474           | 70,227           | 209,284          | 55.4                                   | 55.3        | 57.8         | 56.1             | 479  | 515           | 566           | 1,560            |
| 2,019                       | 2,316            | 2,521            | 6,856            | 31.8                                   | 36.4        | 41.0         | 36.4             | 31   | 33            | 40            | 105              |
| 5,280                       | 4,774            | 5,747            | 15,801           | 34.5                                   | 31.2        | 38.9         | 34.8             | 93   | 106           | 138           | 337              |
| 22,603                      | 25,198           | 23,112           | 70,913           | 46.7                                   | 52.1        | 49.4         | 49.4             | 260  | 343           | 278           | 881              |
| 10,635                      | 10,374           | 10,712           | 31,721           | 42.7                                   | 41.6        | 44.4         | 42.9             | 71   | 62            | 71            | 203              |
| 7,153                       | 6,961            | 7,038            | 21,152           | 35.7                                   | 34.7        | 36.3         | 35.5             | 38   | 36            | 41            | 116              |
| <i>149,620</i>              | <i>148,825</i>   | <i>152,571</i>   | <i>451,016</i>   | <i>39.2</i>                            | <i>39.0</i> | <i>41.3</i>  | <i>39.8</i>      | <i>1,227</i>                               | <i>1,282</i>  | <i>1,460</i>  | <i>3,968</i>     |
| 2,133                       | 2,230            | 1,934            | 6,297            | 28.3                                   | 29.6        | 26.5         | 28.2             | 26   | 28            | 24            | 78               |
| 1,218                       | 1,231            | 1,209            | 3,658            | 29.3                                   | 29.6        | 30.1         | 29.7             | 9  | 9             | 9             | 27               |
| 1,967                       | 1,839            | 2,633            | 6,439            | 14.3                                   | 13.3        | 19.7         | 15.7             | 25   | 22            | 40            | 88               |
| 4,801                       | 5,088            | 5,375            | 15,264           | 39.2                                   | 41.6        | 45.4         | 42.0             | 72   | 70            | 84            | 226              |
| 6,147                       | 5,981            | 6,791            | 18,919           | 21.6                                   | 21.1        | 24.7         | 22.4             | 96   | 98            | 112           | 306              |
| <i>16,266</i>               | <i>16,369</i>    | <i>17,942</i>    | <i>50,577</i>    | <i>24.6</i>                            | <i>24.8</i> | <i>28.0</i>  | <i>25.8</i>      | <i>228</i>                                 | <i>227</i>    | <i>269</i>    | <i>725</i>       |
| 5,148                       | 5,344            | 5,539            | 16,031           | 38.6                                   | 40.1        | 42.9         | 40.5             | 68   | 77            | 83            | 228              |
| 1,528                       | 1,190            | 1,648            | 4,366            | 27.5                                   | 21.4        | 30.7         | 26.5             | 9  | 9             | 11            | 30               |
| 10,121                      | 9,776            | 10,846           | 30,743           | 52.8                                   | 51.0        | 58.5         | 54.1             | 51   | 46            | 63            | 160              |
| 28,388                      | 28,269           | 28,288           | 84,945           | 62.3                                   | 62.0        | 64.1         | 62.8             | 161  | 125           | 164           | 449              |
| 8,973                       | 9,000            | 9,441            | 27,414           | 42.7                                   | 42.8        | 46.4         | 43.9             | 29   | 32            | 40            | 101              |
| 36,241                      | 36,191           | 36,325           | 108,757          | 76.2                                   | 76.1        | 78.9         | 77.1             | 141  | 127           | 175           | 442              |
| 3,177                       | 3,274            | 3,502            | 9,953            | 41.5                                   | 42.8        | 47.3         | 43.8             | 22   | 21            | 33            | 76               |
| 4,101                       | 4,405            | 4,414            | 12,920           | 32.7                                   | 35.2        | 36.4         | 34.8             | 44   | 44            | 49            | 136              |
| 3,870                       | 3,711            | 4,286            | 11,867           | 15.4                                   | 14.8        | 17.6         | 15.9             | 32   | 29            | 62            | 123              |
| <i>101,547</i>              | <i>101,160</i>   | <i>104,289</i>   | <i>306,996</i>   | <i>51.4</i>                            | <i>51.2</i> | <i>54.6</i>  | <i>52.4</i>      | <i>556</i>                                 | <i>509</i>    | <i>680</i>    | <i>1,745</i>     |
| <i>10,370</i>               | <i>9,538</i>     | <i>10,769</i>    | <i>30,677</i>    | <i>49.7</i>                            | <i>45.7</i> | <i>53.3</i>  | <i>49.5</i>      | <i>101</i>                                 | <i>83</i>     | <i>107</i>    | <i>291</i>       |
| 995,885                     | 981,939          | 1,006,564        | 2,984,388        | 49.4                                   | 48.7        | 51.6         | 49.8             | 7,355                                      | 6,990         | 8,380         | 22,725           |
| 475,668                     | 472,818          | 474,780          | 1,423,266        | 51.1                                   | 50.8        | 52.7         | 51.5             | 5,069                                      | 4,989         | 5,360         | 15,418           |
| <i>1,471,553</i>            | <i>1,454,757</i> | <i>1,481,344</i> | <i>4,407,654</i> | <i>49.9</i>                            | <i>49.3</i> | <i>51.9</i>  | <i>50.4</i>      | <i>12,424</i>                              | <i>11,979</i> | <i>13,740</i> | <i>38,143</i>    |

TABLE 12 — CARAVAN PARKS (a) BY STATISTICAL DIVISION, NEW SOUTH WALES

| Particulars                                    | Sydney (SD)  |              |               | Hunter (SD)  |              |               | Illawarra (SD) |              |               | Richmond - Tweed (SD) |              |              |
|--|--------------|--------------|---------------|--------------|--------------|---------------|----------------|--------------|---------------|-----------------------|--------------|--------------|
|  | Short-term   | Long-term    | Total         | Short-term   | Long-term    | Total         | Short-term     | Long-term    | Total         | Short-term            | Long-term    | Total        |
| <b>ESTABLISHMENTS, CAPACITY AND EMPLOYMENT</b> |              |              |               |              |              |               |                |              |               |                       |              |              |
| <i>September quarter 1993—</i>                 |              |              |               |              |              |               |                |              |               |                       |              |              |
| Establishments                                 | 44           | 49           | 93            | 53           | 36           | 89            | 83             | 11           | 94            | 27                    | 41           | 68           |
| Capacity                                       |              |              |               |              |              |               |                |              |               |                       |              |              |
| On-site vans                                   | 364          | 885          | 1,249         | 311          | 452          | 763           | 534            | 185          | 719           | 131                   | 371          | 502          |
| Other powered sites                            | 5,389        | 3,931        | 9,320         | 5,752        | 2,788        | 8,540         | 9,882          | 1,349        | 11,231        | 2,546                 | 3,468        | 6,014        |
| Unpowered sites                                | 1,034        | 217          | 1,251         | 1,425        | 313          | 1,738         | 2,404          | 347          | 2,751         | 1,101                 | 549          | 1,650        |
| Cabins, flats, etc.                            | 255          | 205          | 460           | 257          | 190          | 447           | 433            | 34           | 467           | 126                   | 263          | 389          |
| <i>Total capacity</i>                          | <i>7,042</i> | <i>5,238</i> | <i>12,280</i> | <i>7,745</i> | <i>3,743</i> | <i>11,488</i> | <i>13,253</i>  | <i>1,915</i> | <i>15,168</i> | <i>3,904</i>          | <i>4,651</i> | <i>8,555</i> |
| Sites occupied by long-term guests             | 472          | 2,879        | 3,351         | 658          | 1,803        | 2,461         | 558            | 788          | 1,346         | 303                   | 2,414        | 2,717        |
| Other sites permanently reserved               | 2,978        | 144          | 3,122         | 3,293        | 216          | 3,509         | 7,710          | 112          | 7,822         | 782                   | 184          | 966          |
| Employment (persons)                           | 194          | 205          | 399           | 223          | 145          | 368           | 312            | 43           | 355           | 84                    | 169          | 253          |
| <i>September quarter 1994—</i>                 |              |              |               |              |              |               |                |              |               |                       |              |              |
| Establishments                                 | 45           | 48           | 93            | 54           | 35           | 89            | 83             | 10           | 93            | 27                    | 42           | 69           |
| Capacity                                       |              |              |               |              |              |               |                |              |               |                       |              |              |
| On-site vans                                   | 390          | 864          | 1,254         | 331          | 440          | 771           | 525            | 185          | 710           | 137                   | 378          | 515          |
| Other powered sites                            | 5,300        | 3,893        | 9,193         | 5,814        | 2,741        | 8,555         | 9,937          | 1,279        | 11,216        | 2,511                 | 3,415        | 5,926        |
| Unpowered sites                                | 759          | 244          | 1,003         | 1,391        | 310          | 1,701         | 2,356          | 346          | 2,702         | 1,102                 | 520          | 1,622        |
| Cabins, flats, etc.                            | 207          | 254          | 461           | 303          | 197          | 500           | 446            | 51           | 497           | 131                   | 316          | 447          |
| <i>Total capacity</i>                          | <i>6,656</i> | <i>5,255</i> | <i>11,911</i> | <i>7,839</i> | <i>3,688</i> | <i>11,527</i> | <i>13,264</i>  | <i>1,861</i> | <i>15,125</i> | <i>3,881</i>          | <i>4,629</i> | <i>8,510</i> |
| Sites occupied by long-term guests             | 410          | 2,961        | 3,371         | 650          | 1,773        | 2,423         | 570            | 792          | 1,362         | 294                   | 2,484        | 2,778        |
| Other sites permanently reserved               | 3,051        | 132          | 3,183         | 3,286        | 229          | 3,515         | 7,542          | 98           | 7,640         | 740                   | 233          | 973          |
| Employment (persons)                           | 191          | 211          | 402           | 251          | 151          | 402           | 323            | 46           | 369           | 89                    | 162          | 251          |
| <b>SITE NIGHTS OCCUPIED ('000)</b>             |              |              |               |              |              |               |                |              |               |                       |              |              |
| <i>September quarter 1993</i>                  | <i>374.0</i> | <i>316.6</i> | <i>690.6</i>  | <i>416.6</i> | <i>199.2</i> | <i>615.8</i>  | <i>795.0</i>   | <i>86.2</i>  | <i>881.2</i>  | <i>185.0</i>          | <i>299.9</i> | <i>484.9</i> |
| <i>1994—</i>                                   |              |              |               |              |              |               |                |              |               |                       |              |              |
| July   | 123.8        | 106.6        | 230.3         | 140.0        | 67.9         | 207.9         | 265.8          | 28.8         | 294.6         | 66.5                  | 100.2        | 166.6        |
| August   | 120.6        | 106.4        | 226.9         | 139.2        | 69.0         | 208.2         | 266.7          | 28.4         | 295.1         | 63.7                  | 100.2        | 163.9        |
| September                                      | 121.3        | 106.3        | 227.6         | 144.3        | 67.7         | 211.9         | 267.7          | 28.7         | 296.4         | 63.2                  | 97.5         | 160.7        |
| <i>September quarter 1994</i>                  | <i>365.7</i> | <i>319.2</i> | <i>684.9</i>  | <i>423.5</i> | <i>204.6</i> | <i>628.0</i>  | <i>800.2</i>   | <i>85.8</i>  | <i>886.1</i>  | <i>193.4</i>          | <i>297.9</i> | <i>491.3</i> |
| <b>SITE OCCUPANCY RATES (per cent)</b>         |              |              |               |              |              |               |                |              |               |                       |              |              |
| September quarter 1993                         | 57.7         | 65.7         | 61.1          | 58.5         | 57.8         | 58.3          | 65.2           | 48.9         | 63.1          | 51.5                  | 70.1         | 61.6         |
| <i>1994—</i>                                   |              |              |               |              |              |               |                |              |               |                       |              |              |
| July   | 60.0         | 65.4         | 62.4          | 57.6         | 59.4         | 58.2          | 64.6           | 49.9         | 62.8          | 55.2                  | 69.8         | 63.2         |
| August   | 58.4         | 65.3         | 61.5          | 57.3         | 60.3         | 58.3          | 64.9           | 49.2         | 62.9          | 52.9                  | 69.8         | 62.1         |
| September                                      | 60.8         | 67.4         | 63.7          | 61.3         | 61.2         | 61.3          | 67.3           | 51.3         | 65.3          | 54.3                  | 70.2         | 63.0         |
| September quarter 1994                         | 59.7         | 66.0         | 62.5          | 58.7         | 60.3         | 59.2          | 65.6           | 50.1         | 63.7          | 54.2                  | 70.0         | 62.7         |
| <b>TAKINGS FROM ACCOMMODATION (\$'000)</b>     |              |              |               |              |              |               |                |              |               |                       |              |              |
| <i>September quarter 1993</i>                  | <i>3,174</i> | <i>3,566</i> | <i>6,741</i>  | <i>2,574</i> | <i>2,154</i> | <i>4,728</i>  | <i>4,445</i>   | <i>882</i>   | <i>5,327</i>  | <i>1,905</i>          | <i>2,893</i> | <i>4,798</i> |
| <i>1994—</i>                                   |              |              |               |              |              |               |                |              |               |                       |              |              |
| July   | 984          | 1,230        | 2,214         | 887          | 711          | 1,598         | 1,591          | 310          | 1,900         | 662                   | 994          | 1,657        |
| August   | 870          | 1,240        | 2,110         | 875          | 714          | 1,590         | 1,571          | 284          | 1,855         | 581                   | 988          | 1,570        |
| September                                      | 1,056        | 1,302        | 2,357         | 1,136        | 732          | 1,868         | 1,674          | 302          | 1,976         | 706                   | 1,000        | 1,706        |
| <i>September quarter 1994</i>                  | <i>2,910</i> | <i>3,772</i> | <i>6,682</i>  | <i>2,898</i> | <i>2,158</i> | <i>5,055</i>  | <i>4,836</i>   | <i>896</i>   | <i>5,732</i>  | <i>1,950</i>          | <i>2,983</i> | <i>4,932</i> |

For footnotes see end of table.

TABLE 12—CARAVAN PARKS (a) BY STATISTICAL DIVISION, NEW SOUTH WALES—continued

| Particulars                                    | Mid - North Coast (SD) |              |               | Northern (SD) |              |              | North Western (SD) |              |              | Central West (SD) |              |              |
|--|------------------------|--------------|---------------|---------------|--------------|--------------|--------------------|--------------|--------------|-------------------|--------------|--------------|
|  | Short-term             | Long-term    | Total         | Short-term    | Long-term    | Total        | Short-term         | Long-term    | Total        | Short-term        | Long-term    | Total        |
| <b>ESTABLISHMENTS, CAPACITY AND EMPLOYMENT</b> |                        |              |               |               |              |              |                    |              |              |                   |              |              |
| <i>September quarter 1993—</i>                 |                        |              |               |               |              |              |                    |              |              |                   |              |              |
| Establishments                                 | 53                     | 75           | 128           | 25            | 31           | 56           | 23                 | 22           | 45           | 12                | 20           | 32           |
| Capacity                                       |                        |              |               |               |              |              |                    |              |              |                   |              |              |
| On-site vans                                   | 455                    | 755          | 1,210         | 147           | 276          | 423          | 183                | 176          | 359          | 48                | 163          | 211          |
| Other powered sites                            | 5,061                  | 4,966        | 10,027        | 936           | 921          | 1,857        | 734                | 838          | 1,572        | 439               | 800          | 1,239        |
| Unpowered sites                                | 2,167                  | 1,300        | 3,467         | 798           | 624          | 1,422        | 2,017              | 391          | 2,408        | 821               | 307          | 1,128        |
| Cabins, flats, etc.                            | 299                    | 510          | 809           | 122           | 131          | 253          | 108                | 111          | 219          | 39                | 121          | 160          |
| <i>Total capacity</i>                          | <i>7,982</i>           | <i>7,531</i> | <i>15,513</i> | <i>2,003</i>  | <i>1,952</i> | <i>3,955</i> | <i>3,042</i>       | <i>1,516</i> | <i>4,558</i> | <i>1,347</i>      | <i>1,391</i> | <i>2,738</i> |
| Sites occupied by long-term guests             | 671                    | 2,504        | 3,175         | 86            | 399          | 485          | 62                 | 310          | 372          | 20                | 339          | 359          |
| Other sites permanently reserved               | 913                    | 233          | 1,146         | 126           | 17           | 143          | 388                | 6            | 394          | 84                | 13           | 97           |
| Employment (persons)                           | 196                    | 320          | 516           | 66            | 78           | 144          | 77                 | 55           | 132          | 44                | 54           | 98           |
| <i>September quarter 1994—</i>                 |                        |              |               |               |              |              |                    |              |              |                   |              |              |
| Establishments                                 | 56                     | 72           | 128           | 24            | 32           | 56           | 26                 | 18           | 44           | 15                | 18           | 33           |
| Capacity                                       |                        |              |               |               |              |              |                    |              |              |                   |              |              |
| On-site vans                                   | 524                    | 758          | 1,282         | 137           | 293          | 430          | 226                | 168          | 394          | 59                | 146          | 205          |
| Other powered sites                            | 5,020                  | 4,795        | 9,815         | 917           | 944          | 1,861        | 879                | 731          | 1,610        | 525               | 768          | 1,293        |
| Unpowered sites                                | 1,701                  | 1,212        | 2,913         | 750           | 664          | 1,414        | 2,026              | 329          | 2,355        | 1,163             | 280          | 1,443        |
| Cabins, flats, etc.                            | 298                    | 515          | 813           | 135           | 143          | 278          | 146                | 86           | 232          | 78                | 114          | 192          |
| <i>Total capacity</i>                          | <i>7,543</i>           | <i>7,280</i> | <i>14,823</i> | <i>1,939</i>  | <i>2,044</i> | <i>3,983</i> | <i>3,277</i>       | <i>1,314</i> | <i>4,591</i> | <i>1,825</i>      | <i>1,308</i> | <i>3,133</i> |
| Sites occupied by long-term guests             | 735                    | 2,420        | 3,155         | 98            | 384          | 482          | 107                | 260          | 367          | 26                | 324          | 350          |
| Other sites permanently reserved               | 971                    | 366          | 1,337         | 134           | 7            | 141          | 345                | 6            | 351          | 101               | 6            | 107          |
| Employment (persons)                           | 207                    | 303          | 510           | 66            | 81           | 147          | 90                 | 50           | 140          | 52                | 53           | 105          |
| <b>SITE NIGHTS OCCUPIED ('000)</b>             |                        |              |               |               |              |              |                    |              |              |                   |              |              |
| <i>September quarter 1993</i>                  | <i>288.3</i>           | <i>307.1</i> | <i>595.4</i>  | <i>48.1</i>   | <i>50.4</i>  | <i>98.5</i>  | <i>75.9</i>        | <i>43.9</i>  | <i>119.8</i> | <i>17.8</i>       | <i>45.5</i>  | <i>63.3</i>  |
| <i>1994—</i>                                   |                        |              |               |               |              |              |                    |              |              |                   |              |              |
| July   | 95.9                   | 105.5        | 201.3         | 16.8          | 15.5         | 32.3         | 27.8               | 11.2         | 39.0         | 7.3               | 14.2         | 21.6         |
| August   | 91.6                   | 103.9        | 195.6         | 15.7          | 15.9         | 31.6         | 26.0               | 10.5         | 36.5         | 7.3               | 13.9         | 21.1         |
| September                                      | 96.0                   | 106.5        | 202.4         | 16.8          | 16.2         | 33.0         | 29.9               | 10.8         | 40.7         | 8.0               | 15.0         | 23.0         |
| <i>September quarter 1994</i>                  | <i>283.5</i>           | <i>315.9</i> | <i>599.3</i>  | <i>49.3</i>   | <i>47.6</i>  | <i>96.9</i>  | <i>83.7</i>        | <i>32.5</i>  | <i>116.2</i> | <i>22.5</i>       | <i>43.1</i>  | <i>65.7</i>  |
| <b>SITE OCCUPANCY RATES (per cent)</b>         |                        |              |               |               |              |              |                    |              |              |                   |              |              |
| <i>September quarter 1993</i>                  | <i>39.3</i>            | <i>44.3</i>  | <i>41.7</i>   | <i>26.1</i>   | <i>28.0</i>  | <i>27.1</i>  | <i>27.1</i>        | <i>31.5</i>  | <i>28.6</i>  | <i>14.4</i>       | <i>35.5</i>  | <i>25.1</i>  |
| <i>1994—</i>                                   |                        |              |               |               |              |              |                    |              |              |                   |              |              |
| July   | 41.0                   | 46.7         | 43.8          | 28.0          | 24.5         | 26.2         | 27.3               | 27.6         | 27.4         | 12.9              | 35.1         | 22.2         |
| August   | 39.2                   | 46.1         | 42.6          | 26.2          | 25.0         | 25.6         | 25.6               | 25.7         | 25.6         | 12.9              | 34.2         | 21.8         |
| September                                      | 42.4                   | 48.7         | 45.5          | 28.8          | 26.4         | 27.6         | 30.5               | 27.4         | 29.6         | 14.5              | 38.3         | 24.4         |
| <i>September quarter 1994</i>                  | <i>40.8</i>            | <i>47.2</i>  | <i>43.9</i>   | <i>27.6</i>   | <i>25.3</i>  | <i>26.4</i>  | <i>27.8</i>        | <i>26.9</i>  | <i>27.5</i>  | <i>13.4</i>       | <i>35.8</i>  | <i>22.8</i>  |
| <b>TAKINGS FROM ACCOMMODATION (\$'000)</b>     |                        |              |               |               |              |              |                    |              |              |                   |              |              |
| <i>September quarter 1993</i>                  | <i>2,507</i>           | <i>3,208</i> | <i>5,715</i>  | <i>441</i>    | <i>530</i>   | <i>970</i>   | <i>620</i>         | <i>507</i>   | <i>1,126</i> | <i>214</i>        | <i>543</i>   | <i>756</i>   |
| <i>1994—</i>                                   |                        |              |               |               |              |              |                    |              |              |                   |              |              |
| July   | 886                    | 1,055        | 1,940         | 175           | 180          | 355          | 274                | 125          | 398          | 83                | 166          | 249          |
| August   | 797                    | 1,010        | 1,807         | 170           | 187          | 358          | 243                | 106          | 349          | 76                | 165          | 240          |
| September                                      | 1,021                  | 1,150        | 2,171         | 199           | 196          | 394          | 321                | 129          | 450          | 106               | 195          | 301          |
| <i>September quarter 1994</i>                  | <i>2,704</i>           | <i>3,215</i> | <i>5,919</i>  | <i>544</i>    | <i>562</i>   | <i>1,106</i> | <i>838</i>         | <i>359</i>   | <i>1,197</i> | <i>265</i>        | <i>525</i>   | <i>790</i>   |

For footnotes see end of table.

TABLE 12 — CARAVAN PARKS (a) BY STATISTICAL DIVISION, NEW SOUTH WALES—continued

| Particulars                         | South Eastern (SD)                      |              |               | Murrumbidgee and Far West (SDs) |             |              | Murray (SD)  |             |              | New South Wales |                |                |
|-------------------------------------|---|--------------|---------------|---------------------------------|-------------|--------------|--------------|-------------|--------------|-----------------|----------------|----------------|
|                                     | Short-term                              | Long-term    | Total         | Short-term                      | Long-term   | Total        | Short-term   | Long-term   | Total        | Short-term      | Long-term      | Total          |
|                                     | ESTABLISHMENTS, CAPACITY AND EMPLOYMENT |              |               |                                 |             |              |              |             |              |                 |                |                |
| <i>September quarter 1993—</i>      |   |              |               |                                 |             |              |              |             |              |                 |                |                |
| Establishments                      | 68                                      | 18           | 86            | 33                              | 11          | 44           | 50           | 12          | 62           | 471             | 326            | 797            |
| Capacity                            |   |              |               |                                 |             |              |              |             |              |                 |                |                |
| On-site vans                        | 660                                     | 111          | 771           | 223                             | 82          | 305          | 193          | 101         | 294          | 3,249           | 3,557          | 6,806          |
| Other powered sites                 | 6,599                                   | 976          | 7,575         | 1,425                           | 253         | 1,678        | 4,101        | 364         | 4,465        | 42,864          | 20,654         | 63,518         |
| Unpowered sites                     | 2,813                                   | 463          | 3,276         | 465                             | 161         | 626          | 838          | 146         | 984          | 15,883          | 4,818          | 20,701         |
| Cabins, flats, etc.                 | 573                                     | 155          | 728           | 208                             | 36          | 244          | 429          | 54          | 483          | 2,849           | 1,810          | 4,659          |
| <i>Total capacity</i>               | <i>10,645</i>                           | <i>1,705</i> | <i>12,350</i> | <i>2,321</i>                    | <i>532</i>  | <i>2,853</i> | <i>5,561</i> | <i>665</i>  | <i>6,226</i> | <i>64,845</i>   | <i>30,839</i>  | <i>95,684</i>  |
| Sites occupied by long-term guests  | 389                                     | 331          | 720           | 69                              | 142         | 211          | 260          | 219         | 479          | 3,548           | 12,128         | 15,676         |
| Other sites permanently reserved    | 3,160                                   | 44           | 3,204         | 191                             | 4           | 195          | 2,141        | 11          | 2,152        | 21,766          | 984            | 22,750         |
| Employment (persons)                | 323                                     | 61           | 384           | 91                              | 29          | 120          | 178          | 30          | 208          | 1,788           | 1,189          | 2,977          |
| <i>September quarter 1994—</i>      |   |              |               |                                 |             |              |              |             |              |                 |                |                |
| Establishments                      | 71                                      | 16           | 87            | 32                              | 12          | 44           | 53           | 9           | 62           | 486             | 312            | 798            |
| Capacity                            |   |              |               |                                 |             |              |              |             |              |                 |                |                |
| On-site vans                        | 637                                     | 83           | 720           | 188                             | 80          | 268          | 201          | 66          | 267          | 3,355           | 3,461          | 6,816          |
| Other powered sites                 | 6,667                                   | 922          | 7,589         | 1,339                           | 294         | 1,633        | 4,301        | 252         | 4,553        | 43,210          | 20,034         | 63,244         |
| Unpowered sites                     | 2,782                                   | 450          | 3,232         | 476                             | 180         | 656          | 948          | 80          | 1,028        | 15,454          | 4,615          | 20,069         |
| Cabins, flats, etc.                 | 625                                     | 150          | 775           | 211                             | 38          | 249          | 484          | 38          | 522          | 3,064           | 1,902          | 4,966          |
| <i>Total capacity</i>               | <i>10,711</i>                           | <i>1,605</i> | <i>12,316</i> | <i>2,214</i>                    | <i>592</i>  | <i>2,806</i> | <i>5,934</i> | <i>436</i>  | <i>6,370</i> | <i>65,083</i>   | <i>30,012</i>  | <i>95,095</i>  |
| Sites occupied by long-term guests  | 416                                     | 318          | 734           | 59                              | 165         | 224          | 320          | 137         | 457          | 3,685           | 12,018         | 15,703         |
| Other sites permanently reserved    | 3,273                                   | 43           | 3,316         | 191                             | 5           | 196          | 2,351        | 18          | 2,369        | 21,985          | 1,143          | 23,128         |
| Employment (persons)                | 348                                     | 59           | 407           | 90                              | 30          | 120          | 194          | 17          | 211          | 1,901           | 1,163          | 3,064          |
| SITE NIGHTS OCCUPIED ('000)         |   |              |               |                                 |             |              |              |             |              |                 |                |                |
| <i>September quarter 1993</i>       | <i>388.1</i>                            | <i>41.6</i>  | <i>429.7</i>  | <i>63.1</i>                     | <i>18.4</i> | <i>81.5</i>  | <i>261.1</i> | <i>28.7</i> | <i>289.8</i> | <i>2,913.0</i>  | <i>1,437.5</i> | <i>4,350.4</i> |
| <i>1994—</i>                        |   |              |               |                                 |             |              |              |             |              |                 |                |                |
| July                                | 135.8                                   | 13.8         | 149.6         | 20.3                            | 6.3         | 26.6         | 96.0         | 5.5         | 101.5        | 995.9           | 475.7          | 1,471.6        |
| August                              | 136.0                                   | 12.9         | 148.8         | 19.5                            | 6.4         | 25.9         | 95.7         | 5.4         | 101.2        | 981.9           | 472.8          | 1,454.8        |
| September                           | 138.4                                   | 14.1         | 152.6         | 22.2                            | 6.5         | 28.7         | 98.8         | 5.5         | 104.3        | 1,006.6         | 474.8          | 1,481.3        |
| <i>September quarter 1994</i>       | <i>410.2</i>                            | <i>40.9</i>  | <i>451.0</i>  | <i>62.0</i>                     | <i>19.3</i> | <i>81.3</i>  | <i>290.5</i> | <i>16.5</i> | <i>307.0</i> | <i>2,984.4</i>  | <i>1,423.3</i> | <i>4,407.7</i> |
| SITE OCCUPANCY RATES (per cent)     |   |              |               |                                 |             |              |              |             |              |                 |                |                |
| <i>September quarter 1993</i>       | <i>39.6</i>                             | <i>26.5</i>  | <i>37.8</i>   | <i>29.5</i>                     | <i>37.6</i> | <i>31.0</i>  | <i>51.0</i>  | <i>46.9</i> | <i>50.6</i>  | <i>48.8</i>     | <i>50.7</i>    | <i>49.4</i>    |
| <i>1994—</i>                        |   |              |               |                                 |             |              |              |             |              |                 |                |                |
| July                                | 40.9                                    | 27.8         | 39.2          | 29.6                            | 34.6        | 30.6         | 52.2         | 41.0        | 51.4         | 49.4            | 51.1           | 49.9           |
| August                              | 40.9                                    | 25.9         | 39.0          | 28.4                            | 34.9        | 29.8         | 52.0         | 40.3        | 51.2         | 48.7            | 50.8           | 49.3           |
| September                           | 43.1                                    | 29.4         | 41.3          | 33.4                            | 36.8        | 34.1         | 55.5         | 42.2        | 54.6         | 51.6            | 52.7           | 51.9           |
| <i>September quarter 1994</i>       | <i>41.6</i>                             | <i>27.7</i>  | <i>39.8</i>   | <i>30.4</i>                     | <i>35.4</i> | <i>31.5</i>  | <i>53.2</i>  | <i>41.1</i> | <i>52.4</i>  | <i>49.8</i>     | <i>51.5</i>    | <i>50.4</i>    |
| TAKINGS FROM ACCOMMODATION (\$'000) |   |              |               |                                 |             |              |              |             |              |                 |                |                |
| <i>September quarter 1993</i>       | <i>3,018</i>                            | <i>559</i>   | <i>3,577</i>  | <i>830</i>                      | <i>207</i>  | <i>1,038</i> | <i>1,482</i> | <i>327</i>  | <i>1,809</i> | <i>21,210</i>   | <i>15,377</i>  | <i>36,586</i>  |
| <i>1994—</i>                        |   |              |               |                                 |             |              |              |             |              |                 |                |                |
| July                                | 1,055                                   | 172          | 1,227         | 256                             | 73          | 329          | 502          | 54          | 556          | 7,355           | 5,069          | 12,424         |
| August                              | 1,106                                   | 175          | 1,282         | 242                             | 68          | 310          | 458          | 51          | 509          | 6,990           | 4,989          | 11,979         |
| September                           | 1,237                                   | 223          | 1,460         | 300                             | 76          | 376          | 625          | 55          | 680          | 8,380           | 5,360          | 13,740         |
| <i>September quarter 1994</i>       | <i>3,398</i>                            | <i>570</i>   | <i>3,968</i>  | <i>798</i>                      | <i>217</i>  | <i>1,015</i> | <i>1,585</i> | <i>161</i>  | <i>1,745</i> | <i>22,725</i>   | <i>15,418</i>  | <i>38,143</i>  |

(a) Reviews of the occupancy of individual caravan parks resulted in reclassification of a net 57 caravan parks in September quarter 1993 and a net 13 caravan parks in September quarter 1994 from predominantly long-term to predominantly short-term.

TABLE 13 — VISITOR HOSTELS BY STATISTICAL DIVISION, NEW SOUTH WALES

| Particulars                             | Sydney<br>(SD) | Hunter<br>(SD) | Illawarra<br>(SD) | Richmond-<br>Tweed (SD) | Mid - North<br>Coast (SD) | South Eastern<br>(SD) (a) | Balance of<br>State | New South<br>Wales (a) |
|---|----------------|----------------|-------------------|-------------------------|---------------------------|---------------------------|---------------------|------------------------|
| ESTABLISHMENTS, CAPACITY AND EMPLOYMENT |                |                |                   |                         |                           |                           |                     |                        |
| <i>September quarter 1993—</i>          |                |                |                   |                         |                           |                           |                     |                        |
| Establishments                          | 36             | 6              | 4                 | 9                       | 7                         | 5                         | 7                   | 74                     |
| Bed spaces                              | 2,764          | 182            | 130               | 582                     | 279                       | 634                       | 254                 | 4,825                  |
| Employment (persons)                    | 133            | 24             | 5                 | 32                      | 13                        | 51                        | 17                  | 275                    |
| <i>September quarter 1994—</i>          |                |                |                   |                         |                           |                           |                     |                        |
| Establishments                          | 38             | 8              | 5                 | 11                      | 7                         | 5                         | 7                   | 81                     |
| Bed spaces                              | 2,903          | 280            | 249               | 782                     | 288                       | 634                       | 210                 | 5,346                  |
| Employment (persons)                    | 150            | 20             | 16                | 36                      | 12                        | 49                        | 16                  | 299                    |
| GUEST NIGHTS                            |                |                |                   |                         |                           |                           |                     |                        |
| <i>September quarter 1993</i>           | <i>150,773</i> | <i>1,750</i>   | <i>1,438</i>      | <i>20,493</i>           | <i>5,866</i>              | <i>19,846</i>             | <i>5,223</i>        | <i>205,389</i>         |
| <i>1994—</i>                            |                |                |                   |                         |                           |                           |                     |                        |
| July                                    | 60,157         | 852            | 1,221             | 8,043                   | 2,443                     | 5,336                     | 1,576               | 79,628                 |
| August                                  | 58,266         | 569            | 1,181             | 7,823                   | 1,974                     | 6,538                     | 1,166               | 77,517                 |
| September                               | 60,323         | 1,189          | 3,093             | 9,195                   | 2,246                     | 8,021                     | 1,527               | 85,594                 |
| <i>September quarter 1994</i>           | <i>178,746</i> | <i>2,610</i>   | <i>5,495</i>      | <i>25,061</i>           | <i>6,663</i>              | <i>19,895</i>             | <i>4,269</i>        | <i>242,739</i>         |
| BED OCCUPANCY RATES (per cent)          |                |                |                   |                         |                           |                           |                     |                        |
| <i>September quarter 1993</i>           | <i>59.3</i>    | <i>10.5</i>    | <i>12.0</i>       | <i>38.3</i>             | <i>22.9</i>               | <i>34.0</i>               | <i>22.4</i>         | <i>46.3</i>            |
| <i>1994—</i>                            |                |                |                   |                         |                           |                           |                     |                        |
| July                                    | 66.8           | 9.8            | 15.8              | 33.2                    | 27.4                      | 27.1                      | 24.2                | 48.0                   |
| August                                  | 64.7           | 6.6            | 15.3              | 32.3                    | 22.1                      | 33.3                      | 17.9                | 46.8                   |
| September                               | 69.3           | 14.2           | 41.4              | 39.2                    | 26.0                      | 42.2                      | 24.2                | 53.4                   |
| <i>September quarter 1994</i>           | <i>66.9</i>    | <i>10.1</i>    | <i>24.0</i>       | <i>34.8</i>             | <i>25.1</i>               | <i>34.1</i>               | <i>22.1</i>         | <i>49.4</i>            |
| GUEST ARRIVALS                          |                |                |                   |                         |                           |                           |                     |                        |
| <i>September quarter 1993</i>           | <i>34,492</i>  | <i>863</i>     | <i>847</i>        | <i>8,526</i>            | <i>3,604</i>              | <i>9,816</i>              | <i>1,972</i>        | <i>60,120</i>          |
| <i>1994—</i>                            |                |                |                   |                         |                           |                           |                     |                        |
| July                                    | 11,302         | 450            | 843               | 3,716                   | 1,742                     | 2,638                     | 706                 | 21,397                 |
| August                                  | 11,269         | 321            | 886               | 3,677                   | 1,475                     | 3,064                     | 506                 | 21,198                 |
| September                               | 11,668         | 739            | 2,797             | 4,411                   | 1,638                     | 3,808                     | 671                 | 25,732                 |
| <i>September quarter 1994</i>           | <i>34,239</i>  | <i>1,510</i>   | <i>4,526</i>      | <i>11,804</i>           | <i>4,855</i>              | <i>9,510</i>              | <i>1,883</i>        | <i>68,327</i>          |
| AVERAGE LENGTH OF STAY (days)           |                |                |                   |                         |                           |                           |                     |                        |
| <i>September quarter 1993</i>           | <i>4.4</i>     | <i>2.0</i>     | <i>1.7</i>        | <i>2.4</i>              | <i>1.6</i>                | <i>2.0</i>                | <i>2.6</i>          | <i>3.4</i>             |
| <i>1994—</i>                            |                |                |                   |                         |                           |                           |                     |                        |
| July                                    | 5.3            | 1.9            | 1.4               | 2.2                     | 1.4                       | 2.0                       | 2.2                 | 3.7                    |
| August                                  | 5.2            | 1.8            | 1.3               | 2.1                     | 1.3                       | 2.1                       | 2.3                 | 3.7                    |
| September                               | 5.2            | 1.6            | 1.1               | 2.1                     | 1.4                       | 2.1                       | 2.3                 | 3.3                    |
| <i>September quarter 1994</i>           | <i>5.2</i>     | <i>1.7</i>     | <i>1.2</i>        | <i>2.1</i>              | <i>1.4</i>                | <i>2.1</i>                | <i>2.3</i>          | <i>3.6</i>             |
| TAKINGS FROM ACCOMMODATION (\$'000)     |                |                |                   |                         |                           |                           |                     |                        |
| <i>September quarter 1993</i>           | <i>1,875</i>   | <i>21</i>      | <i>16</i>         | <i>241</i>              | <i>64</i>                 | <i>238</i>                | <i>59</i>           | <i>2,514</i>           |
| <i>1994—</i>                            |                |                |                   |                         |                           |                           |                     |                        |
| July                                    | 747            | 10             | 16                | 98                      | 28                        | 63                        | 17                  | 980                    |
| August                                  | 767            | 8              | 17                | 95                      | 24                        | 80                        | 14                  | 1,003                  |
| September                               | 801            | 16             | 47                | 115                     | 27                        | 99                        | 17                  | 1,122                  |
| <i>September quarter 1994</i>           | <i>2,315</i>   | <i>34</i>      | <i>81</i>         | <i>307</i>              | <i>79</i>                 | <i>242</i>                | <i>49</i>           | <i>3,106</i>           |

(a) Includes Australian Capital Territory establishments.

## EXPLANATORY NOTES

- \*\*\*\*\*
- INTRODUCTION                    1    This publication contains data for New South Wales from a quarterly survey of tourist accommodation establishments. The period covered by the latest survey is the 3 months ended 30 September 1994.
- SCOPE                            2    Tourist accommodation establishments currently included in the survey comprise two groups:
- Establishments which provide predominantly short-term accommodation (i.e. for periods of less than 2 months) to the general public. These include:
    - Hotels, motels and guest houses, with facilities* being hotels licensed to operate a public bar and motels, private hotels and guest houses all of which provide a bath (or shower) and toilet in most guest rooms and have breakfast available for guests.
    - NOTE: From December quarter 1993, hotel, motel and guest house establishments with fewer than five rooms have been formally excluded from the scope of this statistical collection. This change in scope resulted in the exclusion of 20 establishments which in the September quarter 1993 Survey aggregates for New South Wales represented 1.1 per cent of hotel, motel and guest house establishments but accounted for only 0.1 per cent of accommodation capacity, occupancy and takings.
    - Holiday flats, units and houses* (excluding establishments predominantly operated on a time share basis) which are operated by owners or managers who have sole letting rights to at least five flats, units or houses or by real estate agents for short-term letting. They are mainly self-contained in terms of cooking, bath (or shower) and toilet facilities and do not have breakfast available for guests. Data for holiday flats, units and houses include short-term owner occupation as well as paying guest occupation.
    - Visitor hostels* which provide accommodation to visitors on a bed basis (rather than by the room). This category does not include establishments providing charity type accommodation (e.g. Salvation Army hostels) nor hotels, motels and guest houses without in-room facilities which provide accommodation on a per room basis.
  - *Caravan parks* which provide either predominantly short-term (i.e. for periods of less than 2 months) or predominantly long-term (i.e. for periods of 2 months or more) accommodation to the general public and which provide powered sites for caravans and toilet, shower and laundry facilities for guests.
- 3    Data collected and published for each type of establishment (other than holiday flats, units and houses) include both long-term and short-term guests at these establishments.
- 4    Establishments which provide more than one type of accommodation (e.g. a motel with attached caravan park) are treated as two or more separate establishments. However, self-contained units, flats, cabins, etc. attached to hotels, motels or to caravan parks are included in the capacity for those establishments and not treated as separate holiday flat, unit or house establishments.
- DEFINITIONS
- 5    *Number of establishments.* For hotels, motels and guest houses, caravan parks and visitor hostels, the number of establishments within the scope of the survey which operated for any part of the survey period, or which closed temporarily for the quarter for seasonal reasons.
- 6    *Number of letting entities.* For holiday flats, units and houses, the number of owners, managers or real estate agents within the scope of the survey who operated for any part of the survey period.
- 7    Capacity in terms of *Guest rooms, Bed spaces, Holiday units or Caravan park sites, etc.* is the maximum number available to accommodate paying guests during the survey period. Capacity closed temporarily for seasonal reasons is included.
- 8    *Bed spaces.* Three-quarter beds are counted as one bed space; double beds as two bed spaces. Cots are excluded.
- 9    *Total caravan park capacity* comprises *On-site vans, Other powered sites, Unpowered sites and Cabins, etc.*



## EXPLANATORY NOTES —continued

\*\*\*\*\*

## DEFINITIONS —continued

**10 Room nights available.** The number of guest rooms available multiplied by the number of days for which they were available during the survey period. Includes operating periods only for establishments closing (other than for seasonal reasons) or opening during the survey period.

**11 Occupancy in terms of Room nights, Unit nights or Site nights occupied** refers to the total number of nights each guest room, holiday unit or caravan park site, etc. was occupied during the survey period.

NOTE: From September quarter 1992, caravan park sites, etc. permanently reserved for 2 months or more at the end of the survey period but only casually occupied by their tenants have been recorded continuously as *Site nights occupied* irrespective of whether the tenants of individual sites were in residence on any particular night. (See also paragraph 14 below). Previously, usage of these sites was recorded as *Site nights occupied* only when their tenants were in the park. Total site occupancy rates from September quarter 1992 are therefore not comparable with those from previous quarters.

**12 Occupancy in terms of Guest nights** refers to the total number of nights each paying guest stayed during the survey period.

**13 Sites occupied by long-term guests.** The total number of sites, etc. occupied at the end of the survey period by guests who have stayed continuously for 2 months or more.

**14 Other sites permanently reserved.** The total number of powered and unpowered sites, on-site vans and cabins, etc. continuously let for 2 months or more by the end of the survey period to tenants who occupy the sites only on a casual or sporadic basis. Separate data for this item are available only from September quarter 1992.

**15 Occupancy rates** represent occupancy expressed as a percentage of total capacity available during the survey period — e.g.

$$\text{Room occupancy rate (\%)} \text{ for the period} = \frac{\text{Room nights occupied}}{(\text{Guest rooms}) \times (\text{No. of days in the period})} \times 100$$

providing that, for establishments closing (other than for seasonal reasons) or opening during the period, the denominator of the above expression includes only operating periods.

**16 Guest arrivals.** The total number of paying guests counted only on the first night they stayed at the accommodation establishment.

**17 Unit lettings.** The total number of times a holiday flat, unit or house was occupied by a new tenant, counted only on the first night it was occupied by the new tenant.

**18 Average length of stay** is expressed in number of days and is calculated:

- for hotels, motels and guest houses and for visitor hostels, by dividing *Guest nights* by *Guest arrivals* and
- for holiday flats, units and houses, by dividing *Unit nights occupied* by *Unit lettings*.

**19 Takings from accommodation.** Revenue received from the provision of accommodation. Takings from meals are excluded. Takings from accommodation for each month generally represent the takings received during that month. Where payments are received in advance of, or after, the provision of accommodation to guests, the monthly figure for takings from accommodation may not necessarily bear a direct relationship to the number of guests accommodated during the month. Rental and storage fees paid to caravan parks for the keeping of private vans in parks are included in the takings of the month they are received.

**20 Star grading.** The grading of hotels and motels with facilities based on the classification system used by members of the Australian Automobile Association (AAA). The gradings are allocated according to a points system based on the amenities and facilities available to guests. Details of the grading scheme are contained in the RACV-RAASA members' publication *Accommodation Australia*, or the individual tour guides produced by members of the AAA. For the purpose of classifying establishments to a star

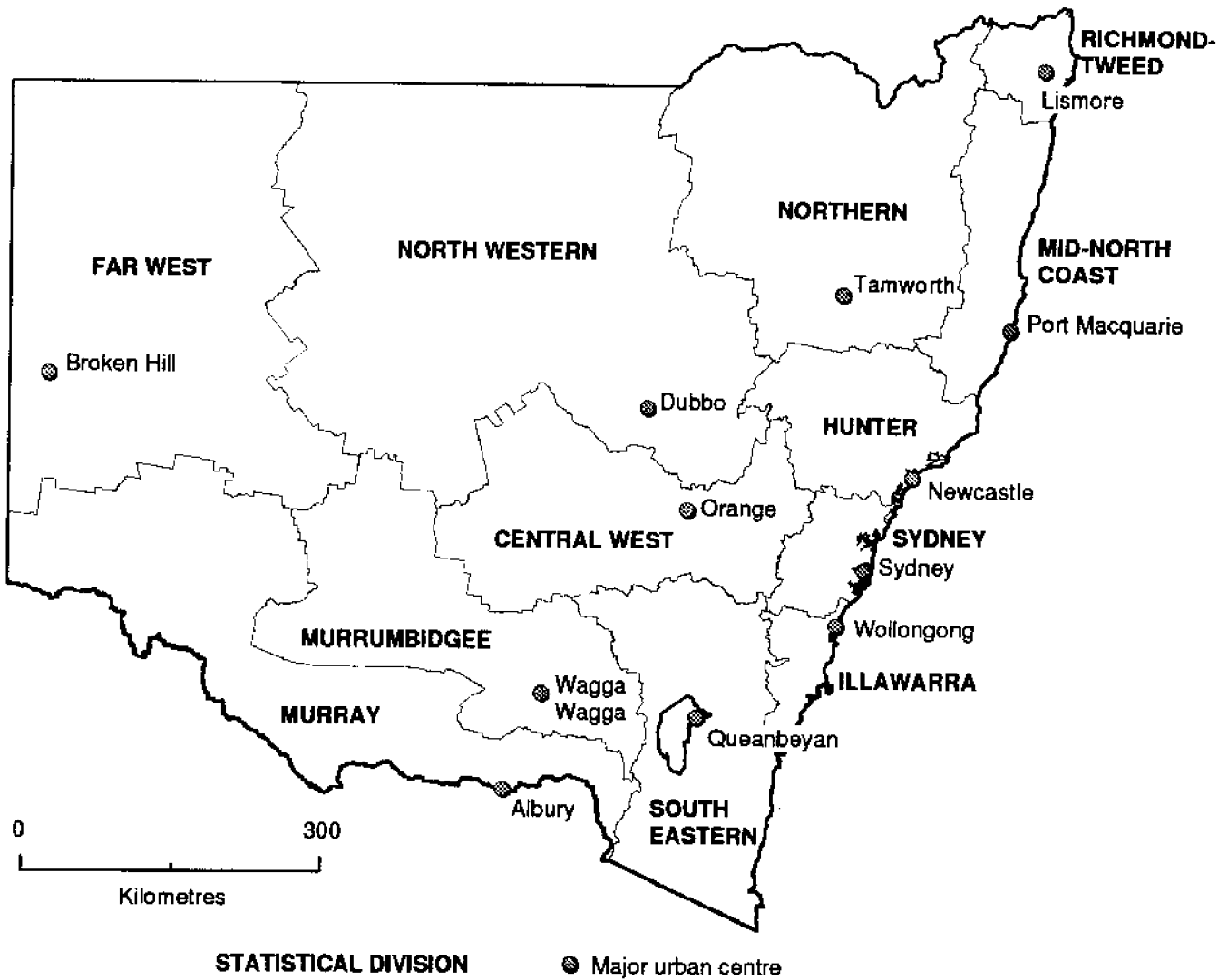
\*\*\*\*\*

## EXPLANATORY NOTES—continued

|   |  |
|---|--|
| *****   |  |
| DEFINITIONS—continued                                 | grading in this publication, 'half' star gradings are ignored (e.g. a two and a half star grading has been shown as two star).   |
|   | <b>21</b> <i>Employment.</i> The number of persons working at accommodation establishments at the end of the survey period (including working proprietors and those working on other than accommodation activities).   |
| AUSTRALIAN STANDARD<br>GEOGRAPHICAL<br>CLASSIFICATION | <p><b>22.</b> Statistics presented in this publication have been classified according to the Australian Standard Geographical Classification (ASGC), Edition 2.4. This classification incorporates a number of hierarchic structures of geographic areas. The appropriate spatial units of the main structure of the ASGC used in this publication are defined as follows.</p> <p><i>Statistical Local Areas (SLAs)</i> are in most cases either identical with, or have been aggregated to, the previously published whole or part legal Local Government Areas (LGAs) as defined under the (State) <i>Local Government Act 1919</i> and comprising cities (C) and, from 1 July 1994, areas (A) to replace previous municipalities (M) and shires (S). In other cases, they are identical to each previously published unincorporated area. In aggregate, SLAs cover the whole of the State without gaps or overlaps. In some cases, legal LGAs overlap Statistical Subdivision boundaries and therefore comprise two SLAs (Part A and Part B) or three SLAs in the case of Cabonne (A) (Part A, Part B and Part C).</p> <p><i>Statistical Subdivisions (SSDs).</i> These consist of one or more SLAs and form the intermediate size spatial unit for the presentation of regional data.</p> <p><i>Statistical Divisions (SDs).</i> These consist of one or more SSDs. The divisions are designed to be relatively homogeneous regions characterised by identifiable social and economic units within the region, under the unifying influence of one or more major towns or cities. For more detailed information, refer to the ASGC (1216.0).</p> |
| UNPUBLISHED STATISTICS                                | <b>23</b> The ABS may make available on request certain unpublished tourist accommodation statistics. In particular, small geographic area and other tabulations are available for various accommodation types in a time series format. A charge may be made for this information.   |
| RELATED PUBLICATIONS                                  | <p><b>24</b> Publications for Australia, and each State and Territory, are released by the respective offices of the ABS. Tourist accommodation statistics for past quarters are available on request. Other ABS publications which may be of interest include:</p> <p style="padding-left: 40px;"><i>Directory of Tourism Statistics</i> (1130.0) (irregular; first and latest issue: 1991)</p> <p style="padding-left: 40px;"><i>Overseas Arrivals and Departures, Australia</i> (3401.0) (monthly)</p> <p style="padding-left: 40px;"><i>Tourism Indicators Australia</i> (8634.0) (quarterly)</p> <p style="padding-left: 40px;"><i>Tourist Accommodation, Australia</i> (8635.0) (quarterly)</p> <p><b>25</b> Current publications produced by the ABS are listed in the <i>Catalogue of Publications and Products</i> (1101.0). The ABS also issues the <i>Publications Advice</i> (1105.0) on Tuesdays and Fridays which lists publications to be released in the next few days. Both the <i>Catalogue</i> and <i>Publications Advice</i> are available from any ABS office.</p>  |
| SYMBOLS AND<br>OTHER USAGES                           | <p>n.a. not available</p> <p>n.p. not available for publication but included in totals where applicable</p> <p>r figure or series revised since previous issue</p> <p>.. not applicable</p> <p>— nil or rounded to zero</p> <p>A Area (as from 1 July 1994). Previously Municipality (M) and Shire (S).</p> <p>C City</p> <p>SD Statistical Division</p> <p><b>26</b> Where figures have been rounded, discrepancies may occur between totals and the sums of the component items.</p>   |

**GREG BRAY**  
Deputy Commonwealth Statistician

REFERENCE MAP  
STATISTICAL DIVISIONS, NEW SOUTH WALES





## For more information ...

The ABS publishes a wide range of statistics and other information on Australia's economic and social conditions. Details of what is available in various publications and other products can be found in the *ABS Catalogue of Publications and Products* available at all ABS Offices (see below for contact details).

### Information Consultancy Service

Information tailored to special needs of clients can be obtained from the Information Consultancy Service available at ABS Offices (see Information Inquiries below for contact details).

### National Dial-a-Statistic Line

0055 86 400

This number gives you 24 hour access, 365 days a year for a range of statistics.

### Electronic Data Services

A large range of data is available via on-line services, diskette, magnetic tape, tape cartridge and CD ROM. For more details about our electronic data services, contact any ABS Office (see Information Inquiries below for contact details).

### Bookshops and Subscriptions

There are over 500 titles of various publications available from ABS bookshops in all ABS Offices (see below Bookshop Sales for contact details). The ABS also provides a subscription service through which nominated publications are provided by mail on a regular basis at no additional cost (telephone Publications Subscription Service toll free on 008 02 0608 Australia wide).

## Sales and Inquiries

| Regional Offices       | Information Inquiries | Bookshop Sales |
|------------------------|-----------------------|----------------|
| SYDNEY                 | (02) 268 4611         | (02) 268 4620  |
| MELBOURNE              | (03) 615 7000         | (03) 615 7829  |
| BRISBANE               | (07) 222 6351         | (07) 222 6350  |
| PERTH                  | (09) 360 5140         | (09) 360 5307  |
| ADELAIDE               | (08) 237 7100         | (08) 237 7582  |
| HOBART                 | (002) 205 800         | (002) 205 800  |
| CANBERRA               | (06) 207 0326         | (06) 207 0326  |
| DARWIN                 | (089) 432 111         | (089) 432 111  |
| <b>National Office</b> |                       |                |
| ACT                    | (06) 252 6007         | 008 020 608    |



Information Services, ABS, GPO Box 796, Sydney NSW 2001  
or any ABS office

